

Distribution Agreement

In presenting this thesis as a partial fulfillment of the requirements for a degree from Emory University, I hereby grant to Emory University and its agents the non-exclusive license to archive, make accessible, and display my thesis in whole or in part in all forms of media, now or hereafter now, including display on the World Wide Web. I understand that I may select some access restrictions as part of the online submission of this thesis. I retain all ownership rights to the copyright of the thesis. I also retain the right to use in future works (such as articles or books) all or part of this thesis.

Samuel Zinga

April 9, 2019

Spectral Analysis of a Methylamine and Ozone Mixture: A Study to Aid in the Detection of
Glycine Precursors in the Interstellar Medium

by

Samuel Zinga

Susanna L. Widicus Weaver
Adviser

Department of Chemistry

Susanna L. Widicus Weaver
Adviser

Antonio D. Brathwaite
Committee Member

Erin W. Bonning
Committee Member

2019

Spectral Analysis of a Methylamine and Ozone Mixture: A Study to Aid in the Detection of
Glycine Precursors in the Interstellar Medium

By

Samuel Zinga

Susanna L. Widicus Weaver

Adviser

An abstract of
a thesis submitted to the Faculty of Emory College of Arts and Sciences
of Emory University in partial fulfillment
of the requirements of the degree of
Bachelor of Sciences with Honors

Department of Chemistry

2019

Abstract

Spectral Analysis of a Methylamine and Ozone Mixture: A Study to Aid in the Detection of Glycine Precursors in the Interstellar Medium

By Samuel Zinga

The chemistry in the Interstellar Medium (ISM) is thought to be dominated by reactions on the surfaces of ice-grains that lead to the formation of larger complex-organic molecules. One molecule that is thought to be formed in this way is aminomethanol. Aminomethanol is a predicted precursor to interstellar glycine, the simplest amino acid, and as such its detection in the ISM would provide significant support for models of interstellar chemistry and their connection to prebiotic molecules. Detecting aminomethanol in the ISM is predicated on first collecting its rotational spectrum in the laboratory, which has been attempted by previous researchers in the Widicus Weaver lab. This spectrum was dense with unknown transitions, however, and a new experiment was designed to study the reactants, methylamine and ozone, as a potential source of these unassigned lines. The rotational spectrum of a methylamine and ozone mixture was thus collected, and analysis showed that this spectrum also had a number of unassigned lines. A list of potential products was evaluated as a potential source of these transitions, and none of these products were detected in the spectrum. Further analysis of this spectrum and additional spectra of pure methylamine indicated that these transitions are likely due to a vibrationally-excited state of methylamine, highlighting a gap in the current literature.

Spectral Analysis of a Methylamine and Ozone Mixture: A Study to Aid in the Detection of
Glycine Precursors in the Interstellar Medium

By

Samuel Zinga

Susanna L. Widicus Weaver

Adviser

A thesis submitted to the Faculty of Emory College of Arts and Sciences
of Emory University in partial fulfillment
of the requirements of the degree of
Bachelor of Sciences with Honors

Department of Chemistry

2019

Acknowledgements

In my culture, the saying, “it takes a village to raise a child” carries a great deal of weight. It highlights the realities of success—that no one can do it alone, that the wellbeing of one person is based on the support of others, and in my case, I owe my success to my village.

To my advisor, mentor, and greatest advocate, Dr. Susanna Widicus Weaver, I owe my sincerest gratitude. I cannot begin to express the magnitude of the impact you have had on my academic, professional, and personal trajectory. Since before I was even enrolled at Emory, you have consistently met my ideas and visions with excitement and affirmation, and this support has not dwindled in my four years here. I have appreciated your endless patience and encouragement, your constant understanding, and your continual insight. You have inspired me as both a scientist and a person. Thank you for always ensuring I had the tools to succeed, for holding me to a higher standard and expecting nothing short of excellence.

I must also thank my committee members—Dr. Erin Bonning and Dr. Antonio Brathwaite—whose input and advice have shaped the course of my science and writing. Thank you both for your invaluable input on this work and for challenging me to be scientifically sound. To Dr. Bonning, thank you for engaging me intellectually to be curious about physics and astronomy, and thank you for modeling pure passion and excitement for science. To Dr. Brathwaite, thank you for your constant support

and your devotion to my development. You have continually pushed me to go beyond and reach for the greatest goals, even when I doubted myself. Your role in shaping my future will forever remind me of your kindness and your dedication to seeing me succeed.

Thank you to Dr. Matthew Weinshenck, Dr. Nicholas Llewellyn, and Professor Mike McCormick for your invaluable scientific insight on this project and for being willing to workshop chemical reactions with me.

To Dr. Brian Hays, who was my first mentor in the lab, and who laid the groundwork for my project and to Dr. Alec Jay Kroll who has been instrumental in taking this project to its completion, I could not have done this without you. Thank you for being the best mentors and taking time to invest in my intellectual and personal growth. My time working with you has been wonderful.

To the other members of the Widicus Weaver lab, past and present with whom I have worked, thank you for support. Luyao Zhou, Kevin Roenitz, Carson Powers, Morgan McCabe, Houston Smith, Hayley Bunn, Connor Wright, Katarina Yocum, Nathan Harper, Brian Savino, and Leslie Mora: all of you have played a huge role in my development as a scientist. Thank you for the mentorship, the advice, the feedback, and the friendship.

To my closest friends—Christopher Batterman, Christy Kang, Jason Lee, and Shiv Patel—who have made my time at Emory unforgettable, I thank you. Our time together has taken us from the days before college even started to these final days of our undergraduate experience, and I am without a doubt in my mind that it will take us to a lifetime of memories, nostalgia, and reunions. Thank you Christy for never failing to bring light to a dreary day and for decorating my college career with unforgettable quotes. Thank you Jason for continuously exposing me to new things and keeping me grounded in the real world. To Christopher and Shiv, with whom I

have spent countless hours over the past year: thank you for making every day of my Emory experience memorable. Thank you for never failing to make me laugh and cheering me up when I needed it the most. Thank you for the deep conversations, for continually challenging my beliefs and refusing to allow me to become complacent. Your rebuttal to my questions on why people should study ethnomusicology forced me to think introspectively about my career options and provided a necessary light when I was still trying to plan my future. Thank you for pushing me both explicitly and simply by your own excellence and achievements to be a better scholar, a better person, and a better friend. I am excited for what the future holds for us.

To all my siblings and family: thank you for the gift of joy that you bestow on my life every day. David Ndenga, Ketsia Zinga, Grace Saidi, Henoc Zinga, Joseph Zinga, and Therese Zinga, you all keep me grounded while still inspiring me to dream big.

Finally, I would like to thank my parents Gaby Zinga and Joujou Ndenga. Your unconditional love, has been the unshaken rock to which I have always returned. You've instilled values of hard work and excellence in me, not by words, but through your actions. You have taught me the importance of leading by example, and the importance of leaving a positive impact in the world. You are a constant beacon and inspiration in my life, as your continual sacrifices have paved the way for my success. Your words of wisdom are and always will be the tenets by which I live my life. Thank you again. Sans vous, la vie n'a pas de sens.

Contents

1	Introduction	1
1.1	Aminomethanol and the ISM	1
1.2	Methylamine Background	3
2	Methods	7
2.1	General Setup	7
2.2	Methylamine and Ozone Setup	10
2.3	Methylamine Setup	11
3	Methylamine and Ozone Results	12
4	Methylamine Results	19
5	Discussion and Conclusion	22
A	Appendix A	26
B	Appendix B	28
C	Appendix C	39

List of Figures

1.1	The inversion of the NH_2 group is shown on the top, and the torsion of the CH_3 group is shown on the bottom [13].	4
2.1	Experimental setup. A stainless steel flow cell is pumped down using a rough pump. O_3 and CH_3NH_2 are introduced through individual gas lines that connect at a junction before entering the flow cell. A synthesizer, lock in amplifier, and multiplier chain are used to produce the millimeter light that is detected with a zero bias detector after interacting with the sample.	8
2.2	A photograph of the mixing scheme used to introduce O_3 and CH_3NH_2 into the flow cell. The left junction contains a line to input the $\text{O}_2:\text{O}_3$ mixture and a line to vent the system. This section is connected to the right junction which contains a connection to the CH_3NH_2 line and the flow cell. Two one-way Swagelok checks are included in the setup to prevent back-flow.	9
2.3	Diagram of the VDI-AMC-S268 and VDI-AMC-S197C multiplier chain bands and their corresponding frequency ranges. Adapted from Virginia Diodes Inc. user guide [61].	10

3.1	A millimeter/submillimeter scan of the O ₃ and CH ₃ NH ₂ mixture in the range 180-220 GHz.	12
3.2	A millimeter/submillimeter scan of the O ₃ and CH ₃ NH ₂ mixture in the range 186274-186424 MHz. Five clear transitions can be seen at this scale.	13
3.3	A scan of the O ₃ and CH ₃ NH ₂ reaction mixture illustrating how unassigned transitions were identified. The black trace shows the experimental data that were collected with the spectrometer. The blue line indicates a O ₃ transition at 156106.8 MHz and the red line indicates a CH ₃ NH ₂ transition at 156159 MHz. The transition at 156153 MHz was classified as a u-line.	15
3.4	Structures of the potential products which may have formed in the O ₃ and CH ₃ NH ₂ mixture.	15
4.1	A powerscan of the spectrometer over the Band 5 (140-225 GHz) range.	20
4.2	A sample region from 164900-165250 MHz in the scan of CH ₃ NH ₂ from 162-176 GHz is shown as the black trace. The plot of the data in this region shows the rolling baseline. The vertical red lines are frequencies at which u-lines were previously observed.	21
4.3	A magnified image of the scan of CH ₃ NH ₂ showing a detected u-line.	21
5.1	A sample unassigned transition showing the characteristic hyperfine splitting that Motiyenko et al. report in their study of CH ₃ NH ₂ [36] .	25

List of Tables

1.1	The products that Hays [10] and McCabe [11] detected in the CH ₃ NH ₂ and O ₃ laser photolysis project to measure the spectrum of HOCH ₂ NH ₂ .	3
3.1	These ground states, vibrationally-excited states, and isotopologues of CH ₃ NH ₂ , O ₃ , and O ₂ were investigated as potential reactants in the CH ₃ NH ₂ and O ₃ mixture.	14
3.2	A list of the potential products that were investigated as potential sources of unassigned transitions in the O ₃ and CH ₃ NH ₂ mixture. None of these molecules were detected in the spectra.	16
3.3	Fitting constants	18
5.1	A comparison of the unassigned transition frequencies of CH ₃ NH ₂ observed in this work and the predicted frequencies based on the spectrum collected by Ilyushin et al. from 1-500 GHz. The frequencies on the left represent a sample of the strongest unassigned transitions that were found in the CH ₃ NH ₂ and O ₃ spectra. The frequencies on the right are the calculated transitions for the ground state of CH ₃ NH ₂ that are nearest the corresponding u-line. The frequencies are reported in MHz and the work by Ilyushin et al. is reported with uncertainties.	24

Chapter 1

Introduction

1.1 Aminomethanol and the ISM

The first organic molecule detected in space was formaldehyde (CH_2O) in 1969 [1], and since then, over 200 molecules have been detected in the interstellar medium (ISM) [2]. The majority of these molecules have been detected using radio telescopes and come from a range of sources—interstellar clouds, circumstellar envelopes, and external galaxies [3]. Despite the variety of environments in which these molecules have been observed however, the majority of chemical interactions are thought to occur in one of two settings—in the gas phase or on the surface of icy grains. A model introduced by Garrod et al. in 2008 unified these previously competing ideas and highlighted the importance of gas-grain chemical interactions [4]. This model proposed that cosmic rays, upon striking ices composed largely of water, ammonia (NH_3), methanol (CH_3OH), and formaldehyde (CH_2O), induce radical formation. These radicals then recombine in exothermic processes to form larger complex organic molecules (COMs) which sublime as the ices warm. Supporting evidence for this model is largely reliant on the detection of these COMs in interstellar environments

using pure rotational spectroscopy in the millimeter/submillimeter spectral range [5]. These searches are guided by laboratory experiments to collect the rotational spectra of the molecules in question. Some of the proposed COMs, however, are often unstable under normal terrestrial conditions, and their rotational spectra are difficult to obtain.

Aminomethanol (HOCH_2NH_2) is one terrestrially unstable COM predicted to form via the radical-radical reaction of NH_2 and CH_2OH on interstellar ices [4]. HOCH_2NH_2 is also an important prebiotic molecule with implications in astrobiology; the reaction of protonated HOCH_2NH_2 with formic acid (HCOOH) is a predicted source of the simplest amino acid glycine ($\text{HN}_2\text{CH}_2\text{COOH}$) [6–8]. Because both HCOOH and $\text{HN}_2\text{CH}_2\text{COOH}$ have been detected in the ISM, detecting or failing to detect HOCH_2NH_2 would assist in determining the validity of this proposed mechanism [8, 9].

Previous work has been done in the Widicus Weaver lab by Hays [10] and McCabe [11] to create aminomethanol and collect its rotational spectrum. In these experiments, HOCH_2NH_2 was formed via the insertion of an excited oxygen atom ($\text{O}({}^1\text{D})$) into the C-H bond of methylamine (CH_3NH_2). The $\text{O}({}^1\text{D})$ was formed through the photolysis of ozone (O_3) with a UV excimer laser. The reaction was conducted in the gas phase, and subsequent products were cooled via a supersonic expansion into a vacuum chamber. The supersonic expansion was then probed by a millimeter/submillimeter beam in the range 140-302 GHz.

While aminomethanol is predicted to have been formed in these experiments, assigning its spectrum has proven difficult for a number of reasons. First, the laser photolysis method used by Hays and McCabe induced fragmentation of some reactants/products in the experiment. Additionally, any chemistry between the reactants in the experiment prior to photolysis likely produced molecules which added to the

complexity of the measured spectra. Together, these factors resulted in sixteen observed molecules (Table 1.1) beside the reactants and HOCH₂NH₂ [10, 11]. Finally, assigning the transitions of HOCH₂NH₂ was further complicated by the density and complexity of CH₃NH₂ transitions in this frequency range.

The experiments presented in this work were thus designed to collect the rotational spectra of pure CH₃NH₂ and a CH₃NH₂/O₃ mixture in an attempt to reduce the challenges associated with assigning the spectrum of HOCH₂NH₂.

Table 1.1: The products that Hays [10] and McCabe [11] detected in the CH₃NH₂ and O₃ laser photolysis project to measure the spectrum of HOCH₂NH₂.

O ₂ (¹ Δ)
NO
HNO
HCN
HNC
HO ₂
NO ₂
H ₂ CO
HOOH
H ₂ CN
HCNO
HNCO
CH ₃ O
CH ₂ NH
CH ₃ OH
HCONH ₂

1.2 Methylamine Background

CH₃NH₂ is a prototypical non-rigid molecule with two large amplitude motions—the wagging of the NH₂ hydrogen atoms and the rotation of the CH₃ group (Figure 1.1). Because the barriers to this torsion and inversion are so low (8.73 kJ/mol and 22.80 kJ/mol respectively) [12], these motions in addition to hyperfine splitting caused by

the N nucleus make the microwave/(sub)millimeter spectrum of CH_3NH_2 complex and dense with transitions.

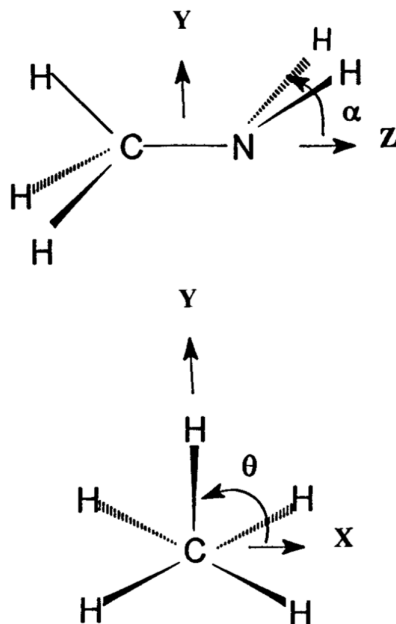


Figure 1.1: The inversion of the NH_2 group is shown on the top, and the torsion of the CH_3 group is shown on the bottom [13].

CH_3NH_2 is also astronomically significant as it was one of the early COMs detected in interstellar space. It was first detected in the ISM toward Sgr B2 [14, 15], then in a cometary sample [16], and most recently in a spiral galaxy [17]. CH_3NH_2 has also been predicted as a potential precursor to glycine, and experiments have shown that glycine can be formed when a water ice containing CH_3NH_2 and CO_2 is bombarded with either high energy electrons [18] or UV radiation [19, 20].

Owing to its relevance in the field of astrochemistry and its complex spectral signatures, CH_3NH_2 has been studied in depth by spectroscopists. The first microwave study of CH_3NH_2 was conducted in 1947 by Hershberger et al. [21], and they measured ten rotational transitions corresponding to the vibrational ground state of CH_3NH_2 . Subsequent studies by Shimoda et al. [22, 23] and Lide [24]

extended this spectrum to cover the range 11-38 GHz. In 1956 Itoh et al. [25] introduced a Hamiltonian capable of dealing with semiasymmetric internal rotors, and between 1957 and 1971 a number of studies were published that focused on the effect of internal motion on the spectrum of CH_3NH_2 , extending the body of work to 60 GHz [26–29]. In 1978, Kreglewski introduced a new rotational Hamiltonian that addressed the torsional effect of the CH_3 group as well as the inversion of the NH_2 group [30]. Hougen and colleagues further developed this Hamiltonian and used it to assign the spectrum of CH_3NH_2 to 90 GHz [31, 32]. Following this work by Hougen and colleagues, multiple papers were released extending the microwave spectrum up to 500 GHz [33–35] until it was finally extended to 2.6 THz in 2014 by Motiyenko et al. [36].

The vibrational spectrum of CH_3NH_2 has also been studied extensively. The far-infrared spectrum of CH_3NH_2 has been investigated both theoretically and experimentally, and a number of studies have focused on the torsion and inversion of the molecule [13, 37–55]. Specific vibrational modes such as the C-H, N-H, and C-N stretches have also been studied in depth [56–59].

Although the vibrational and ground-state rotational spectra of CH_3NH_2 have been studied extensively, little work has been done to measure the rotational spectrum of excited states of CH_3NH_2 . The few studies that have been conducted by Ohashi and colleagues and Gulaczyk et al. have measured the first and second torsionally-excited states, but their data are limited to 90 GHz or focus on the IR spectral region [32, 43, 46, 48, 60]. Additionally, the studies extending into higher frequency ranges have only measured and assigned the transitions of the ground vibrational state of methylamine [35, 36].

The significance of this lack of information is twofold: assigning the spectra of unmeasured molecules, such as HOCH_2NH_2 , is obstructed when CH_3NH_2 is a reactant

and interstellar detections of these vibrationally-excited transitions is hindered by the lack of laboratory data. Hence it is both necessary and pressing to measure and assign the rotational spectrum of vibrationally excited molecules such as CH_3NH_2 .

Chapter 2

Methods

2.1 General Setup

To study the reaction of O_3 and CH_3NH_2 and record the rotational spectrum of CH_3NH_2 , two spectrometers were constructed. Both spectrometers operated on a general design: a metal flow cell evacuated to pressures in the mTorr range with a millimeter/submillimeter light source and detector to probe the rotational transitions of molecules. For both spectrometers, a metal cell was fitted with copper gaskets, and silicone o-rings to resist corrosion and degradation due to the reactants. Both flow cells had attachments where gaseous sample could be introduced into the chamber and the pressure of the cell could be monitored during experiments. A schematic of this experimental setup is shown in Figure 2.1. Note that the second spectrometer, used to measure the spectrum of CH_3NH_2 did not have an input gas line for O_3 and was aligned without focusing lenses.

Both cells were pumped down using a high vacuum rotary pump (Edwards E2M-30) capable of evacuating the flow cells to approximately 10-20 mTorr. O_3 was produced by running O_2 (NexAir ultra-high purity) into an ozone generator (Pacific

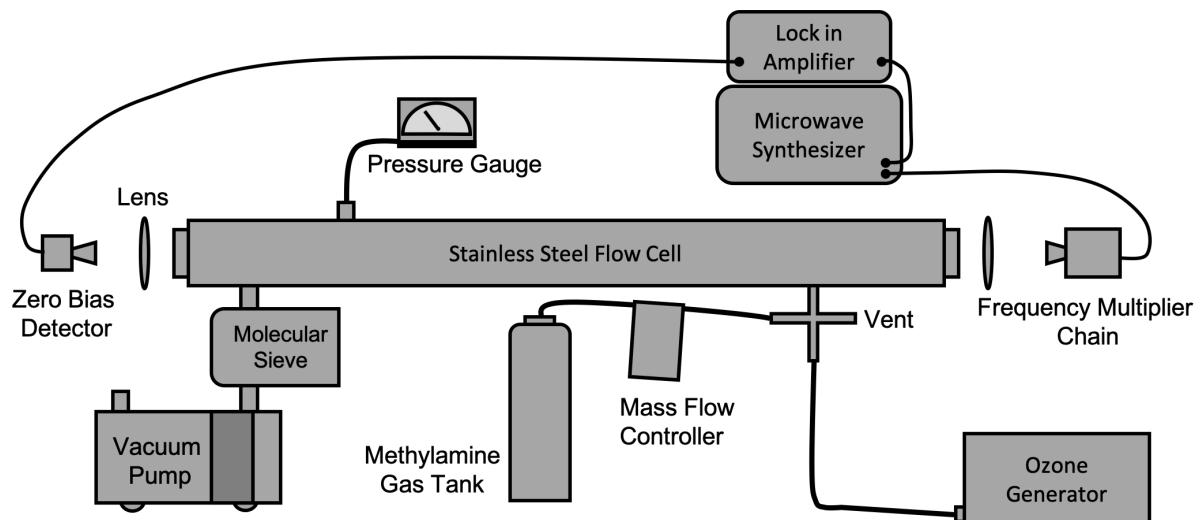


Figure 2.1: Experimental setup. A stainless steel flow cell is pumped down using a rough pump. O_3 and CH_3NH_2 are introduced through individual gas lines that connect at a junction before entering the flow cell. A synthesizer, lock in amplifier, and multiplier chain are used to produce the millimeter light that is detected with a zero bias detector after interacting with the sample.

Ozone L11) at 6-9 psi. The generator was run between 4 and 4.5 volts, with a flow rate of 10 scfh, and an O_3 output of 70%. The resulting $\sim 1\%$ O_3 in O_2 mixture was subsequently mixed with the CH_3NH_2 gas line before entering the flow cell. This mixing scheme contained a line to vent the chamber and two one-way Swagelok checks to prevent back-flow. The mixing scheme can be seen in Figure 2.2. CH_3NH_2 (AirGas, 99%) was introduced directly into the flow cell or into the aforementioned mixing system at a flow rate of 17 sccm via a mass flow controller (MKS Instruments type 247). Due to the safety concerns of working with O_3 and CH_3NH_2 , a molecular sieve (Sigma-Aldrich 4\AA beads) was also added between the flow cell and the vacuum pump to trap excess molecules of both compounds.

An analog signal generator (Agilent Technologies, E8257D PSG with options 1EA, UNU, 550, and UNT) was used to generate light at a base frequency from 20-50 GHz before it was multiplied up by one of two Virginia Diode Inc. (VDI) multiplier chains (Virginia Diodes Inc., AMC-S268 or AMC-S197C). By adding dif-




Figure 2.2: A photograph of the mixing scheme used to introduce O_3 and CH_3NH_2 into the flow cell. The left junction contains a line to input the $\text{O}_2:\text{O}_3$ mixture and a line to vent the system. This section is connected to the right junction which contains a connection to the CH_3NH_2 line and the flow cell. Two one-way Swagelok checks are included in the setup to prevent back-flow.

ferent multiplier components to the VDI WR10 base amplifier system, various bands corresponding to different frequency ranges could be reached. A diagram of these systems and their frequency ranges is shown in Figure 2.3.

Once the light was multiplied up to the desired frequency, it was directed into the flow cell through a sapphire window and collected on the other side of the cell after passing through a second sapphire window. For the lower frequency ranges up through Band 6 (215-335 GHz), zero bias detectors (WR5.1 S3-23 and WR3.4 R3) were used to collect the emerging light; for frequency ranges in Band 7 (280-460 GHz) and higher, a hot electron bolometer (QMC Ltd., QFI/XBI) was used instead. Signals from the detectors were digitized using a National Instruments digitizer card (PCI-5124) and sent to a computer which controlled the spectrometer via a custom-built data acquisition routine written in LabWindows. To achieve a greater signal

to noise ratio (SNR), a lock-in amplifier (Stanford Research Systems, SR830 DSP) was also used in these experiments. By sending a reference signal from the signal generator to the lock-in amplifier and connecting the detector to the lock-in, $2f$, phase-sensitive detection could be achieved, effectively attenuating any out-of-phase noise. In both sets of experiments, the lock-in amplifier was sent a reference frequency of 1.00 kHz with a modulation depth of 75.00 KHz. Additionally, the phase was offset by 154° and the time constant set to 10 ms.

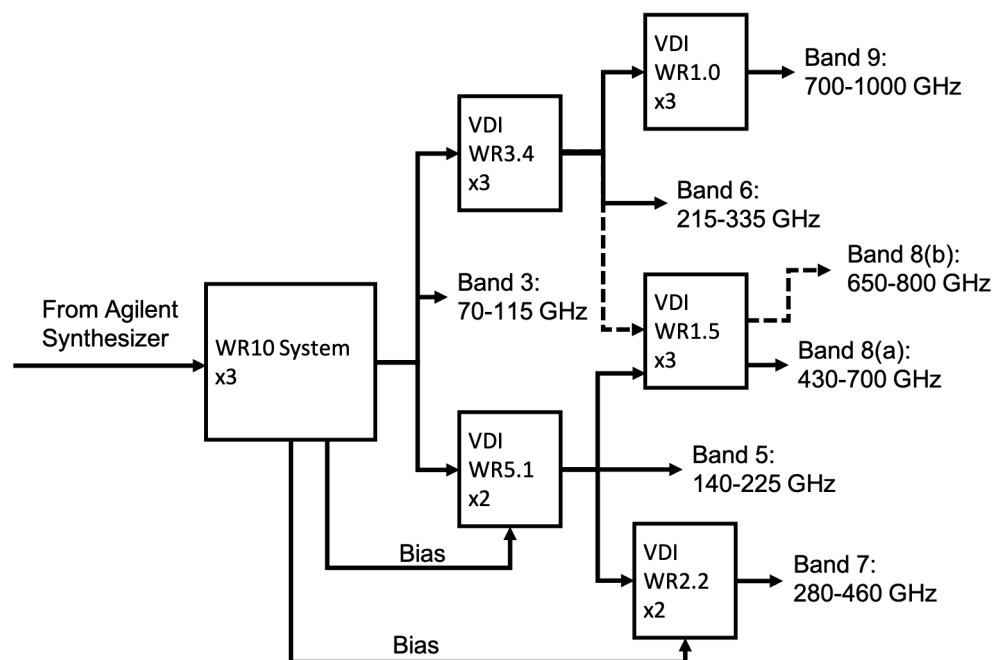


Figure 2.3: Diagram of the VDI-AMC-S268 and VDI-AMC-S197C multiplier chain bands and their corresponding frequency ranges. Adapted from Virginia Diodes Inc. user guide [61].

2.2 Methylamine and Ozone Setup

The spectrometer used to investigate the O_3 and CH_3NH_2 mixture, had a path length of 114.3 cm and an inner diameter of approximately 40 mm. Additionally, two Teflon focusing lenses with focal lengths of 10 cm were used to collimate the submillimeter

light entering the cell and focus the light exiting the cell onto the detector.

During these experiments, the flow cell was constantly open to the pump which produced a baseline pressure of 20 mTorr before the introduction of any sample. The CH_3NH_2 gas line was then opened and throttled with a needle valve to stabilize the total chamber pressure at 50 mTorr. Finally, the gas line for the $\text{O}_2:\text{O}_3$ mixture was opened to bring the cell pressure to about 100 mTorr. While the partial pressure of CH_3NH_2 was held constant with the use of the mass flow controller, the partial pressure of the $\text{O}_2:\text{O}_3$ mixture varied such that the total pressure was maintained between 90-120 mTorr. The spectra for this mixture were collected at room temperature in Band 5 (140-225 GHz) and part of Band 6 (225-316.7 GHz).

2.3 Methylamine Setup

To collect the spectrum of CH_3NH_2 , a spectrometer with a path length of ~ 200 cm and an inner diameter of ~ 40 mm was constructed. Initial power scans indicated that there was no substantial increase in power when using focusing lenses, so the spectrometer was designed without focusing lenses. When evacuated, the cell reached a pressure of ~ 13 mTorr. During scans, the chamber was filled to a pressure of 65 mTorr with CH_3NH_2 and sealed off to both the vacuum and the sample line. The pressure inside the cell increased over the course of scanning, so the pressure was effectively maintained between 65 mTorr and 120 mTorr during data collection. Spectra for CH_3NH_2 were collected at room temperature in parts of Band 5 (140-225 GHz).

Chapter 3

Methylamine and Ozone Results

The spectra for the CH_3NH_2 and O_3 gas mixture were recorded from 140-316.7 GHz. Band 5 (140-220 GHz) was divided into two scans and Band 6 (220-316.7 GHz) was divided into four scans. A sample of these scans showing the second half of Band 5 is shown in Figure 3.1. A smaller window of this scan (186274-186424 MHz) is shown in Figure 3.2.

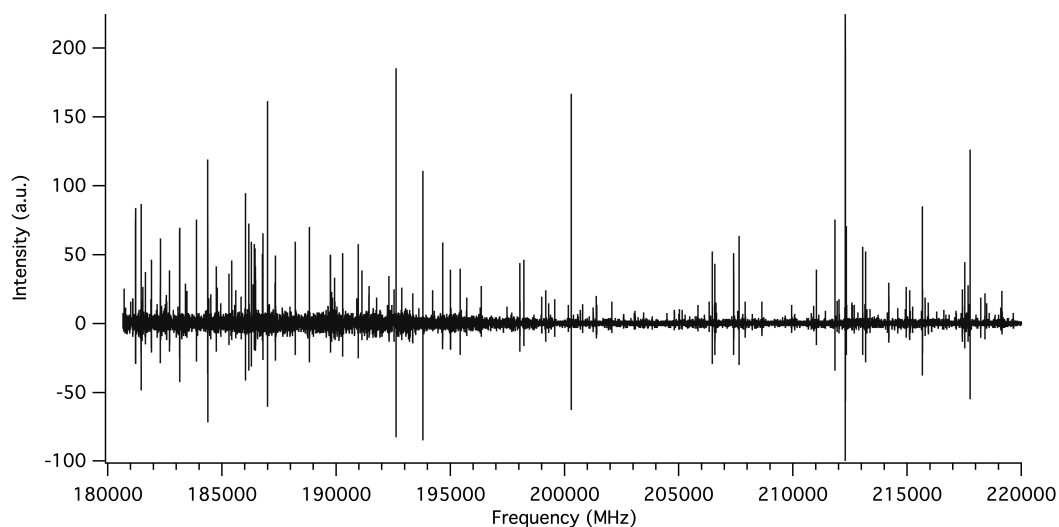


Figure 3.1: A millimeter/submillimeter scan of the O_3 and CH_3NH_2 mixture in the range 180-220 GHz.

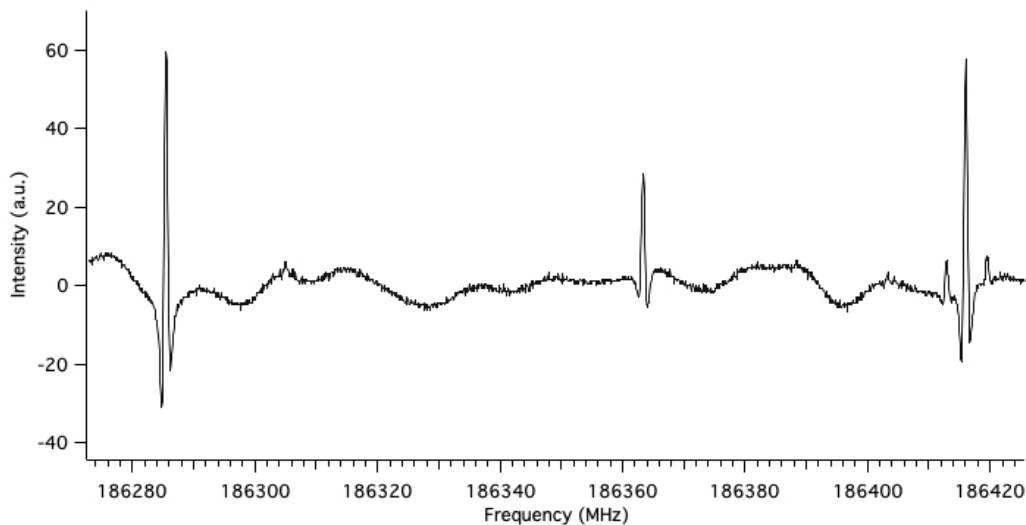


Figure 3.2: A millimeter/submillimeter scan of the O_3 and CH_3NH_2 mixture in the range 186274-186424 MHz. Five clear transitions can be seen at this scale.

In order to clearly isolate transitions corresponding to new products, the known transitions of CH_3NH_2 , O_3 , and O_2 first had to be identified. Several files containing the measured and predicted rotational transitions of the reactants were downloaded from the JPL Molecular Spectroscopy Database [62] and the Cologne Database for Molecular Spectroscopy [63, 64]. Among these catalog files were files corresponding to various vibrationally-excited states and isotopologues of O_3 and O_2 . A list of the different species which were investigated can be found in Table 3.1.

The catalog files were visualized using Drouin’s SubMillimeter Analysis Program (SMAP) and overlaid onto the experimental data. With the catalog files indicating the transitions that corresponded to the reactants, it was evident that the spectra contained additional, unassigned transitions (u-lines). Figure 3.3 illustrates how these u-lines were identified—the catalog files were used to demarcate known transitions in color, and any transitions not marked by the catalog were considered u-lines. By systematically parsing through the spectra, several u-lines were found. A list of these u-lines was assembled by choosing the unassigned transitions with a SNR

Table 3.1: These ground states, vibrationally-excited states, and isotopologues of CH_3NH_2 , O_3 , and O_2 were investigated as potential reactants in the CH_3NH_2 and O_3 mixture.

CH_3NH_2
O_3
O_3, ν_2
$^{18}\text{O}_2$
$^{16}\text{O}_2$
$^{17}\text{O}^{16}\text{O}$
$^{18}\text{O}^{16}\text{O}$
$\text{O}_2^1\Delta_g$
$\text{O}_2, v=1$
$\text{O}_3, 2\nu_2$
O_3 asymmetric $^{18}\text{O}, \nu_2=1$
O_3 symmetric $^{18}\text{O}, \nu_2=1$
O_3 , asymmetric ^{17}O isotope
O_3 , symmetric ^{17}O isotope
O_3 , asymmetric ^{18}O isotope
O_3 , symmetric ^{18}O isotope
O_3, ν_1, ν_3
O_3 , Coriolis coupled states $\nu_1 + \nu_2$ and $\nu_2 + \nu_3$

greater than approximately ten as a preliminary pass. A list of these transitions can be found in Appendix A.

The observed u-lines were initially suspected to be products forming as a result of the reaction of CH_3NH_2 with O_3 . Because Hays and McCabe had observed sixteen molecules in their experiments that were not one of the reactants or the desired product HOCH_2NH_2 , these were the first molecules considered. Nitromethane (CH_3NO_2) and nitrosomethane (CH_3NO) were also suspected as potential products from the reaction of CH_3NH_2 and O_3 . The fragmentation of CH_3NH_2 and the subsequent reaction of these fragments with each other and with reactants was also considered as a possible formation route to new products. Based on this reasoning, various small molecule configurations that contained the atoms H, C, N, and/or O were considered as potential products. Finally, the recombination of any of these molecules to

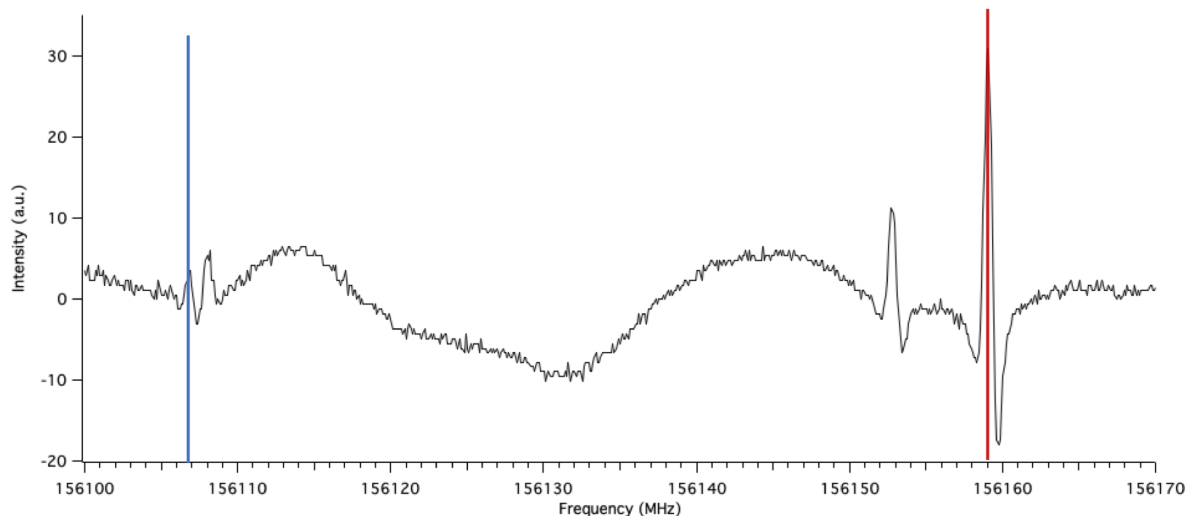


Figure 3.3: A scan of the O_3 and CH_3NH_2 reaction mixture illustrating how unassigned transitions were identified. The black trace shows the experimental data that were collected with the spectrometer. The blue line indicates a O_3 transition at 156106.8 MHz and the red line indicates a CH_3NH_2 transition at 156159 MHz. The transition at 156153 MHz was classified as a u-line.

produce larger structures was also considered. On the whole, this resulted in twenty potential molecules. A list of these proposed products is given in Table 3.2 and their structures are given in Figure 3.4.

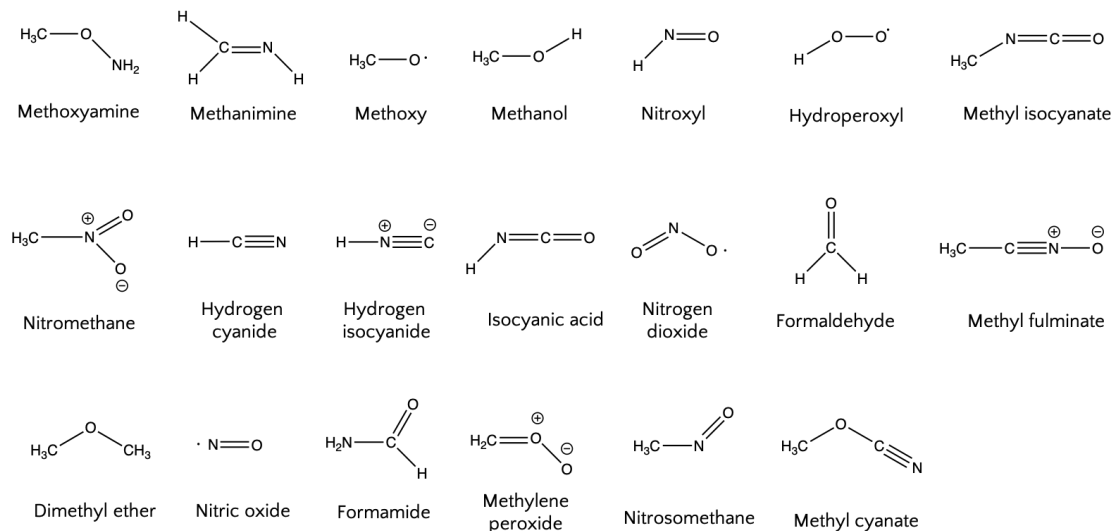


Figure 3.4: Structures of the potential products which may have formed in the O_3 and CH_3NH_2 mixture.

Table 3.2: A list of the potential products that were investigated as potential sources of unassigned transitions in the O_3 and CH_3NH_2 mixture. None of these molecules were detected in the spectra.

Methanimine	CH_2NH
Methoxy	CH_3O
Methanol	CH_3OH
Nitroxyl	HNO
Hydroperoxyl	HOO
Dimethyl ether	CH_3OCH_3
Nitric oxide	NO
Hydrogen cyanide	HCN
Hydrogen isocyanide	HNC
Isocyanic acid	$HNCO$
Nitrogen dioxide	NO_2
Formaldehyde	H_2CO
Formamide	$HCONH_2$
Methylene peroxide	H_2COO
Methyl fulminate	CH_3CNO
Methyl cyanate	CH_3OCN
Methyl isocyanate	CH_3NCO
Methoxyamine	CH_3ONH_2
Nitromethane	CH_3NO_2
Nitrosomethane	CH_3NO

For most of the proposed products, catalog files were downloaded from the JPL Molecular Spectroscopy Database and the Cologne Database for Molecular Spectroscopy. A catalog for CH_3NO_2 was obtained from recent work by Illyushin et al. [65].

For methoxyamine (CH_3ONH_2) and CH_3NO , however, catalog files had to be generated based on the published rotational constants and dipole moments of the molecules. The rotational spectrum of CH_3ONH_2 was recently recorded up to 480 GHz by Kolesniková et al. [66], and in their study, the A and E states of CH_3ONH_2 were fitted separately using Picket's SPFIT and SPCAT suite of molecular fitting programs [67]. The microwave spectrum of CH_3NO has also been studied and assigned up to 37 GHz by Coffrey et al. and provides A, B, and C constants as well

as dipole moments for the molecule [68].

For both (CH_3ONH_2) and CH_3NO , estimates of the rotational partition function at 300 K were calculated using an approximation for asymmetric tops as described by Gordy & Cook [69]. The equation is given by Equation 3.1 where T is temperature in K; A, B, and C, are rotational constants in MHz; and σ is the symmetry number.

$$Q_r = 5.3311 \times 10^6 (T^3 / (ABC))^{1/2} / \sigma \quad (3.1)$$

Using the constants published in these papers and the calculated partition functions, catalog files were generated for CH_3NO and the A state of CH_3ONH_2 in SP-CAT. The program outputted recalculated values for the partition functions, and these new values were updated in the files before rerunning them to obtain final catalog files. The program was run using a standard Watson S-reduced Hamiltonian [70]. The constants used to generate the catalogs are given in Table 3.3 and the catalog files can be found in Appendix B and Appendix C.

Using the downloaded and generated catalog files for the predicted products, expected rotational transitions for each product were compared to the experimental data. The strongest transitions for each of the products were investigated first followed by a systematic check at the frequency of each of the u-lines that had been compiled. Using this methodology, none of the proposed products were determined to be a likely source of the unassigned transitions.

Table 3.3: Fitting constants

	CH ₃ ONH ₂ A species	CH ₃ NO
A (MHz)	42 487.2256 (67)	60 938.2 (99)
B (MHz)	10 049.6972 (13)	11 459.32 (38)
C (MHz)	8962.8910 (14)	10 246.58 (37)
D_J (kHz)	9.7862 (55)	...
D_{JK} (kHz)	3.575 (20)	...
D_K (kHz)	471.46 (38)	...
d_1 (kHz)	-1.5834 (15)	...
d_2 (kHz)	0.33027 (33)	...
H_J (Hz)	0.0200 (78)	...
H_{JK} (Hz)	-0.163 (35)	...
H_{KJ} (Hz)	1.88 (88)	...
H_K (Hz)	124.4 (92)	...
h_1 (Hz)	0.0030 (15)	...
h_2 (Hz)	-0.0039 (11)	...
h_3 (Hz)	-0.00153 (33)	...
μ_a (D)	0.5	2.240
μ_b (D)	0.1	0.522
μ_c (D)	0.0	0.0
Q_r initial	14160.18668	10355.83230
Q_r returned	3328.9716	10361.3984

Chapter 4

Methylamine Results

A low-resolution power scan was collected in Band 5 (140-225 GHz) prior to collecting experimental data (Figure 4.1). Based on the results of this scan, it was evident that there were large discrepancies in the amount of power reaching the detector at various frequencies. This was in part due to the variable amount of power produced by the synthesizer and multiplier chains at each frequency, but also by the absorption of the sapphire windows at different frequencies. Because of the large differences in power over different regions, scans were collected in the regions with the highest amounts of power. Spectra for CH_3NH_2 were thus collected in the ranges 162-176 GHz, 190-202 GHz, and 211-225 GHz.

A sample of the CH_3NH_2 spectrum from 162-176 GHz is shown in Figure 4.2. The black trace shows the spectrum that was measured and the vertical red lines indicate the center frequencies for the previously observed unassigned lines. In Figure 4.2, it is clear that some of the u-lines observed in the spectrum of the CH_3NH_2 and O_3 mixture were not observed in the spectrum of pure CH_3NH_2 . After comparing the u-lines to the three scans from 162-176 GHz, 190-202 GHz, and 211-225 GHz, most of the u-lines in fact, were not observed. For example, of the 50 u-lines observed in

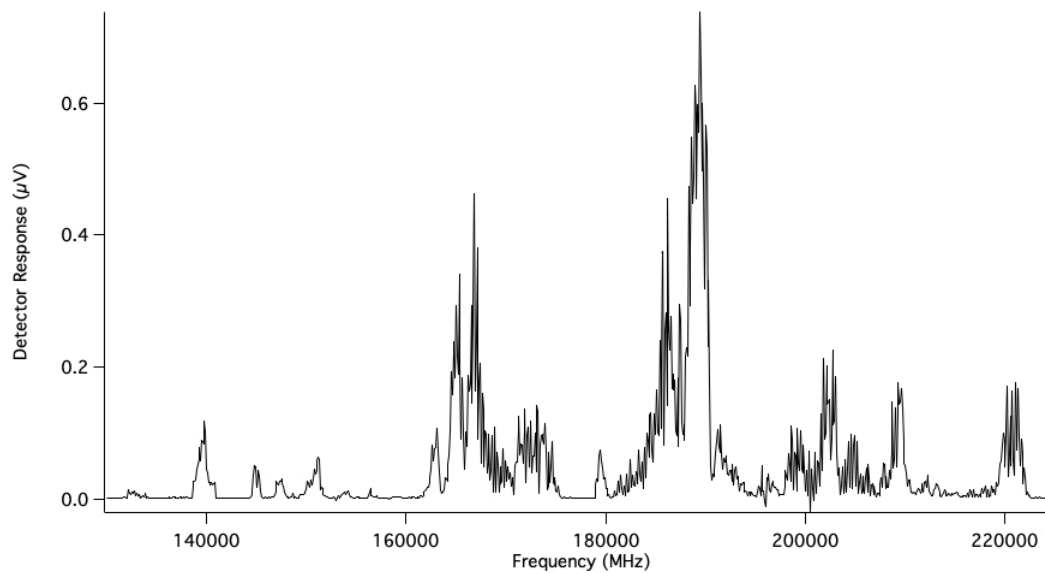


Figure 4.1: A powerscan of the spectrometer over the Band 5 (140-225 GHz) range.

CH_3NH_2 and O_3 mixture between 162-176 GHz, only 13 were definitively observed, and of the 21 u-lines observed between 190-202 GHz, only 7 were observed in these scans. One of the detections that was made in this region is shown in Figure 4.3

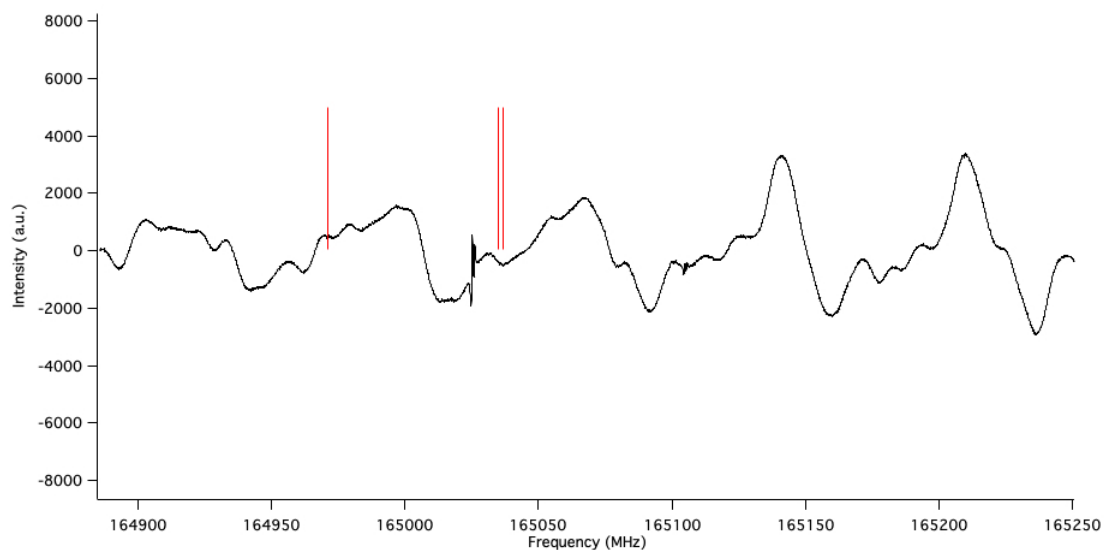


Figure 4.2: A sample region from 164900-165250 MHz in the scan of CH_3NH_2 from 162-176 GHz is shown as the black trace. The plot of the data in this region shows the rolling baseline. The vertical red lines are frequencies at which u-lines were previously observed.

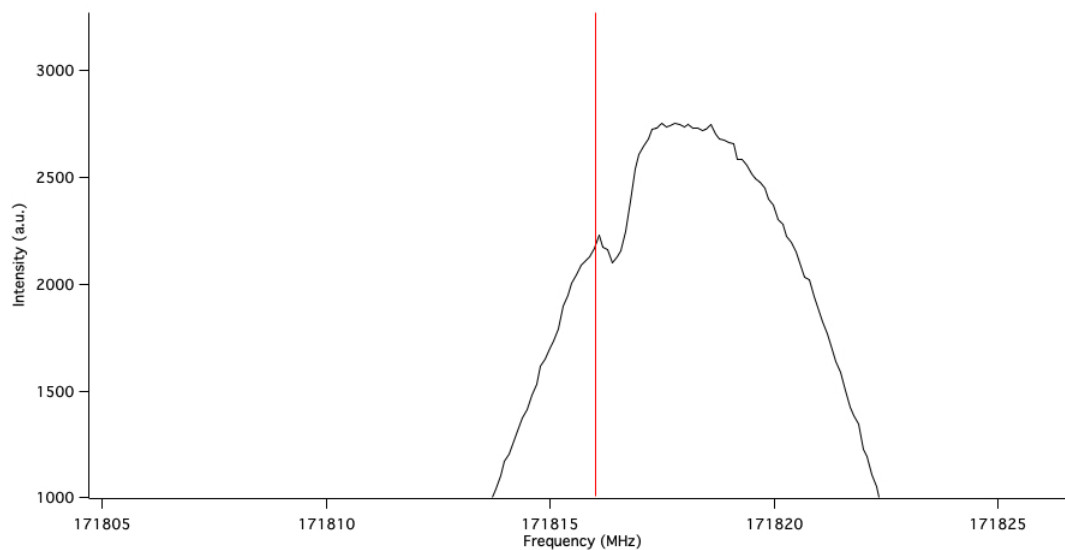


Figure 4.3: A magnified image of the scan of CH_3NH_2 showing a detected u-line.

Chapter 5

Discussion and Conclusion

The results of both experiments (measuring the millimeter/submillimeter spectra of a $\text{CH}_3\text{NH}_2/\text{O}_3$ mixture and pure CH_3NH_2) provide some evidence that the observed u-lines are due to the transitions of vibrationally-excited CH_3NH_2 .

Although the majority of the u-lines tested in the ranges 162-176 GHz, 190-202 GHz, and 211-225 GHz were not observed in the CH_3NH_2 data, it is still possible that they correspond to transitions of CH_3NH_2 . Given optimum conditions, it is likely that many more of the u-lines can be detected in the spectrum of pure CH_3NH_2 . As evident in Figure 4.3, even the observed u-lines were relatively weak and difficult to detect. As these were some of the most intense u-lines previously observed, the weaker u-lines were probably too weak to detect with the given experimental parameters. This could be due to one or a combination of several reasons. First, the spectra in these experiments contained a very prominent rolling baseline—a manifestation of a standing wave in the spectrometer. While completely removing a standing wave is difficult, the effects of such a standing wave can be minimized by manipulating the placement of the source and detector, physically changing the dimensions of the chamber, or smoothing and taking the derivative of the data. This third approach

was attempted, but no additional u-lines were definitively brought up above the noise. Additionally, the pressure within the static cell gradually rose during scanning, requiring that the scan be paused and the cell be reset to 65 mTorr before continuing scans. During this process, the cell was reset when the pressure reached 120 mTorr, but it is possible that at this pressure, the weaker lines are pressure broadened and rendered undetectable. One solution to this problem is to reset the pressure more frequently during scans, or implement fittings that allow for a tighter sealed static cell.

Although many of the u-lines were not detected in the spectrum of pure CH_3NH_2 , the few u-line transitions which were almost certainly correspond to some transition of CH_3NH_2 . When the center frequencies of these and the other unassigned transitions are compared to the literature on CH_3NH_2 in the ground state however, it is clear that the u-lines do not belong to the ground state of CH_3NH_2 . This is illustrated in Figure 5.1. Here, u-line frequencies are compared to the expected ground state frequencies for CH_3NH_2 based on the experiments and fit of Ilyushin et al.[35]. The u-lines with the strongest intensity were compared to the ground state transitions that were immediately higher in frequency and lower in frequency. As is evident from the comparison in Table 5.1, the u-lines do not correspond to the ground state of CH_3NH_2 .

While still unconfirmed, it is very likely that the unassigned transitions observed in this work correspond to the rotational spectrum of vibrationally-excited CH_3NH_2 . Because the barriers to methylamine torsion and inversion are so low (8.73 kJ/mol and 22.80 kJ/mol respectively) [12], it is feasible that excited vibrational states of CH_3NH_2 could exist at room temperature. Additionally, throughout the measured spectra but especially at the lower frequency ranges, some of the unassigned transitions displayed characteristic hyperfine splitting for CH_3NH_2 as described by Motiyenko et al. [36].

Table 5.1: A comparison of the unassigned transition frequencies of CH_3NH_2 observed in this work and the predicted frequencies based on the spectrum collected by Ilyushin et al. from 1-500 GHz. The frequencies on the left represent a sample of the strongest unassigned transitions that were found in the CH_3NH_2 and O_3 spectra. The frequencies on the right are the calculated transitions for the ground state of CH_3NH_2 that are nearest the corresponding u-line. The frequencies are reported in MHz and the work by Ilyushin et al. is reported with uncertainties.

This work	Ilyushin et al.[35]
140 245	140 143.577 (0.012)
...	140 254.570 (0.010)
141 451	141 415.946 (0.014)
...	141 478.620 (0.460)
156 272	156 159.130 (0.014)
...	156 681.635 (0.013)
162 272	161 194.432 (0.016)
...	162 314.378 (0.050)
163 647	163 242.638 (0.017)
...	164 303.480 (0.015)
178 055	178 011.303 (0.009)
...	178 199.016 (0.655)
181 645	181 521.718 (0.025)
...	182 071.953 (0.017)
186 030	185 425.290 (0.013)
...	186 769.707 (0.014)
188 416	188 256.359 (0.030)
...	188 830.715 (0.016)
192 874	192 622.389 (0.016)
...	192 997.356 (0.012)
206 629	206 584.764 (0.020)
...	207 317.291 (0.024)
217 521	217 152.337 (0.023)
...	217 625.145 (0.027)

This pattern of a doublet with an approximately 2:1 ratio of intensities indicates that the transitions belong to CH_3NH_2 or another species with this kind of hyperfine splitting. An example of the pattern can be seen in Figure 5.1.

Although the possibility remains that the observed u-lines are due to some contaminant in the spectrometer, this explanation is unlikely. Additionally, because many of the transitions show characteristic hyperfine splitting, any potential con-

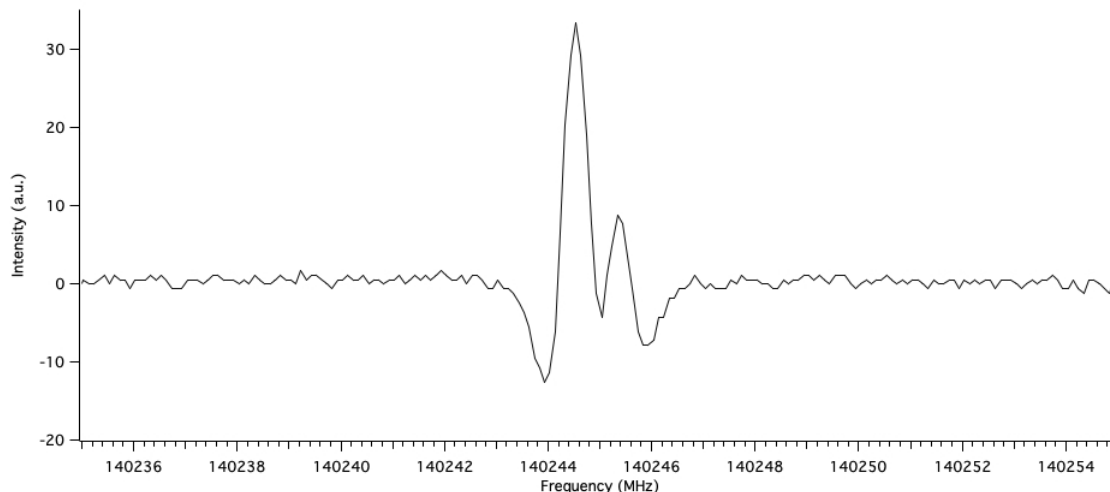


Figure 5.1: A sample unassigned transition showing the characteristic hyperfine splitting that Motiyenko et al. report in their study of CH_3NH_2 [36]

taminant is limited to a species that shows this same spectral signature. It must also be noted, however, that the methods used to rule out potential products do not absolutely disprove their presence in the flow cell. The possibility remains that one of the products was in fact produced in the CH_3NH_2 and O_3 mixture if the product was produced in low enough concentrations or if the catalog files used in the comparisons are inaccurate. The first situation applies to all products while the second is of particular concern for nitrosomethane CH_3NO because the fit used to generate the catalog file was based only on the A, B, and C rotational constants and not higher-order distortion constants. More studies are needed on this molecule before it can be definitively ruled out as a potential product.

While a definitive assignment was not made regarding the unassigned transitions in the measured spectra, significant progress was made to eliminate other potential molecular sources and to propose that the u-lines may arise from vibrationally-excited CH_3NH_2 . Further work is needed to assign these transitions, and this will likely require a fitting program like ERHAM [71] designed to better handle internal motion and hyperfine splitting of CH_3NH_2 .

Appendix A

Appendix A

A list of the center frequencies for the unassigned transitions observed in the spectrum of the CH₃NH₂ and O₃ mixture.

140077 140095 140245 140505 141451 141837 141845 142101 142736 145282 147124
147681 149644 150086 151977 152247 152260 153063 153395 153396 153399 153446
153448 153587 153715 153876 154735 154737 154781 155645 155864 156040 156108
156153 156272 156357 156358 156359 156367 156377 156378 156425 156601 156603
156929 157018 157077 157082 157217 157401 158222 158478 158611 159051 159309
159605 159607 159737 159842 159857 160263 160407 160565 160785 160923 161561
161787 161800 161802 161862 161990 162577 162672 162711 162723 162749 162784
163352 163609 163610 163647 163920 163920 164385 164757 164971 165035 165037
165763 166046 166090 166214 166612 167232 167526 167528 167734 167735 169296
169546 171588 171816 171923 172460 172601 173023 173073 173658 173661 174118
174330 174481 174678 174758 174861 174950 174952 175073 175230 175397 175407
175913 176202 176279 176687 176692 176693 176742 176812 176869 177593 178055
178234 178854 178882 178936 179199 179240 179359 179930 179970 179971 179991
181007 181097 181538 181645 181658 181890 181910 182160 182190 182355 182365

182446 182514 182554 182577 182704 182866 182994 183398 183446 184275 184421
184509 184850 184943 185287 185289 185304 185601 185762 185840 186030 186176
186285 186363 186412 188416 186419 186439 186448 186453 186461 186465 186468
186470 186499 186512 186557 186937 187074 187979 188336 189005 189007 189837
189932 189942 190037 190900 191760 191771 191919 192242 192370 192440 192536
192874 193127 194220 195025 195477 196324 197482 197690 198661 200166 201248
201260 203085 203459 205007 205031 205840 206121 206330 206474 206575 206595
206626 206629 206647 206650 211417 212343 212581 212606 212607 213237 213373
215133 215624 215633 216605 217362 217415 217423 217425 217521 217589 217591
217600 217708 218483 218593 219102 219163

Appendix B

Appendix B

A sample of the catalog file that was generated for the A-state of Methoxyamine CH_3ONH_2 in Band 5 (140-225 GHz) and Band 6 (225-317 GHz).

```
140003.8250999.9999 -5.8231 3 87.4673 29 47 30314 213 14 114
140686.7768999.9999 -5.8044 3 147.9938 35 47 30317 216 17 215
141633.4332999.9999 -6.1800 3 36.5443 21 47 30310 1 9 9 2 8
142146.6931999.9999 -6.5039 3 274.3018 43 47 30321 219 20 416
142292.6147999.9999 -6.7680 3 203.9787 37 47 30318 414 19 217
145001.5822999.9999 -5.6732 3 249.1783 41 47 30320 318 20 219
146380.0813809.5203 -4.1697 3 14.7615 15 47 303 7 1 7 6 1 6
147686.4898594.7922 -8.2685 3 1.9137 5 47 303 2 2 1 2 0 2
147937.2452612.4972 -7.7600 3 3.8498 7 47 303 3 2 2 3 0 3
148045.3966793.3997 -4.1496 3 13.9100 15 47 303 7 0 7 6 0 6
148128.0781999.9999 -6.8774 3 48.9711 23 47 30311 210 11 011
148181.1240845.5663 -4.1957 3 18.8739 15 47 303 7 2 6 6 2 5
148240.5650654.1291 -7.4440 3 6.4684 9 47 303 4 2 3 4 0 4
148339.8293999.9999 -6.8706 3 39.6209 21 47 30310 2 9 10 010
```


148396.0369999.9999 -6.8858 3 100.4990 31 47 30315 114 14 311
148459.9339999.9999 -6.8858 3 59.8271 25 47 30312 211 12 012
148553.1700733.9537 -7.2271 3 9.8053 11 47 303 5 2 4 5 0 5
148584.3189389.6018 -5.8113 3 9.8053 13 47 303 6 1 6 5 0 5
148673.3845999.9999 -6.8786 3 31.5851 19 47 303 9 2 8 9 0 9
148798.1846845.0336 -4.1921 3 18.9258 15 47 303 7 2 5 6 2 4
148812.6827869.7999 -7.0759 3 13.9100 13 47 303 6 2 5 6 0 6
148824.7361999.9999 -8.9984 3 1347.9598 63 47 30331 428 32 231
148904.3467999.9999 -6.9105 3 24.7046 17 47 303 8 2 7 8 0 8
148948.4101999.9999 -6.9737 3 18.8483 15 47 303 7 2 6 7 0 7
149157.6768999.9999 -8.8151 3 1046.7572 61 47 30330 228 30 129
149186.1028999.9999 -4.2607 3 28.3199 15 47 303 7 3 5 6 3 4
149203.9181999.9999 -4.2606 3 28.3208 15 47 303 7 3 4 6 3 3
149751.0910999.9999 -9.1259 3 1051.7326 59 47 30329 525 30 228
150034.1740999.9999 -6.8750 3 72.4157 27 47 30313 212 13 013
150127.0056999.9999 -6.3149 3 44.5881 23 47 30311 111 10 2 8
150234.2275806.4358 -4.1485 3 15.3504 15 47 303 7 1 6 6 1 5
151366.4975999.9999 -8.3715 3 48.9711 21 47 30310 3 8 11 011
151543.4428999.9999 -5.8000 3 104.2358 31 47 30315 214 15 115
151705.4538999.9999 -5.7578 3 19.6443 17 47 303 8 0 8 7 1 7
151882.4809585.5238 -6.1688 3 1.7738 5 47 303 2 2 1 1 1 0
152082.7747999.9999 -5.7374 3 292.5052 43 47 30321 319 21 220
152514.6690999.9999 -5.5745 3 211.9283 39 47 30319 317 19 218
152534.7548999.9999 -4.3769 3 53.1701 15 47 303 7 4 4 6 4 3
152534.8918999.9999 -4.3769 3 53.1701 15 47 303 7 4 3 6 4 2
152993.7583585.4338 -6.1687 3 1.7379 5 47 303 2 2 0 1 1 1

153969.5358999.9999 -6.8117 3 87.0015 29 47 30314 213 14 014
156897.8524999.9999 -8.2170 3 789.9623 55 47 30327 523 28 226
157121.0407999.9999 -6.5345 3 875.3504 57 47 30328 425 28 326
157150.7228999.9999 -6.6635 3 18.9258 11 47 303 5 3 3 6 2 4
158719.1220999.9999 -6.6569 3 18.8739 11 47 303 5 3 2 6 2 5
159273.6086999.9999 -7.6661 3 268.9890 41 47 30320 416 21 121
160665.6663999.9999 -4.6046 3 117.6438 15 47 303 7 5 3 6 5 2
160665.6666999.9999 -4.6046 3 117.6438 15 47 303 7 5 2 6 5 1
161800.9569999.9999 -6.7453 3 268.9047 41 47 30320 416 21 021
162137.0525999.9999 -6.6462 3 103.8825 31 47 30315 214 15 015
163916.8681999.9999 -7.3253 3 808.1626 55 47 30327 522 28 325
167491.9027999.9999 -8.4672 3 1046.1456 61 47 30330 228 30 229
167851.4867999.9999 -8.0332 3 912.1545 59 47 30329 228 29 227
168172.5173999.9999 -6.1650 3 136.5129 31 47 30315 411 16 314
169754.3242999.9999 -5.4624 3 180.0073 37 47 30318 316 18 217
170418.5245999.9999 -5.3974 3 310.6748 43 47 30321 417 21 418
170780.7474602.7104 -6.0245 3 3.0879 7 47 303 3 2 2 2 1 1
170965.3614999.9999 -6.7479 3 310.6566 43 47 30321 417 22 022
171907.4555838.9795 -5.6269 3 13.9100 15 47 303 7 1 7 6 0 6
172461.6647999.9999 -5.7666 3 123.5546 33 47 30316 215 16 116
172586.4291999.9999 -8.8788 3 40.2824 19 47 303 9 3 7 10 110
172876.8752999.9999 -7.9497 3 310.5928 43 47 30321 417 22 122
174056.7713999.9999 -3.9703 3 19.6443 17 47 303 8 1 8 7 1 7
174100.3936602.2806 -6.0260 3 2.9829 7 47 303 3 2 1 2 1 2
175523.4493999.9999 -3.9930 3 23.8167 17 47 303 8 2 7 7 2 6
175537.6443999.9999 -6.1283 3 136.2031 31 47 30315 412 16 313

175567.5126999.9999 -3.9548 3 18.8483 17 47 303 8 0 8 7 0 7
175873.5228999.9999 -3.9912 3 23.8892 17 47 303 8 2 6 7 2 5
176124.3477999.9999 -4.0475 3 33.2962 17 47 303 8 3 6 7 3 5
176128.4566999.9999 -4.0475 3 33.2977 17 47 303 8 3 5 7 3 4
176410.4714999.9999 -5.1092 3 270.7783 15 47 303 7 6 1 6 6 0
176410.4714999.9999 -5.1092 3 270.7783 15 47 303 7 6 2 6 6 1
176706.9783999.9999 -6.0070 3 86.2430 29 47 30314 213 13 310
177447.2977999.9999 -3.9552 3 20.3617 17 47 303 8 1 7 7 1 6
178121.6054999.9999 -6.3218 3 123.3658 33 47 30316 215 16 016
179401.0499999.9999 -4.1427 3 58.2582 17 47 303 8 4 4 7 4 3
179401.0851999.9999 -4.1427 3 58.2581 17 47 303 8 4 5 7 4 4
179594.2300999.9999 -6.7583 3 14.7918 9 47 303 4 3 2 5 2 3
180219.4523999.9999 -6.2911 3 342.6756 45 47 30322 320 22 319
180442.3116999.9999 -8.2110 3 53.8082 25 47 30312 012 11 2 9
180537.2390999.9999 -6.7549 3 14.7605 9 47 303 4 3 1 5 2 4
181474.3344999.9999 -5.9327 3 44.5690 23 47 30311 110 10 2 9
183921.7858999.9999 -5.5394 3 25.4502 19 47 303 9 0 9 8 1 8
184535.5919999.9999 -5.8708 3 608.6390 51 47 30325 520 25 521
184920.8697999.9999 -7.4784 3 117.1975 33 47 30316 016 15 313
185850.5281999.9999 -5.7697 3 342.4878 45 47 30322 320 22 221
186043.7143594.7945 -8.2885 3 0.6355 5 47 303 2 2 0 1 0 1
186073.4675999.9999 -5.8443 3 173.8006 37 47 30318 217 18 216
187991.0626999.9999 -4.3274 3 123.0030 17 47 303 8 5 3 7 5 2
187991.0627999.9999 -4.3274 3 123.0030 17 47 303 8 5 4 7 5 3
189993.0617643.8683 -5.8845 3 5.0757 9 47 303 4 2 3 3 1 2
190580.8104999.9999 -6.3369 3 117.1975 33 47 30316 116 15 313

192418.8648999.9999 -8.2608 3 39.6209 19 47 303 9 3 7 10 010
192442.4410999.9999 -5.3594 3 152.6866 35 47 30317 315 17 216
196051.5160999.9999 -6.3436 3 232.0051 41 47 30320 119 20 020
196531.4875642.6491 -5.8903 3 4.8731 9 47 303 4 2 2 3 1 3
196607.6479999.9999 -6.0139 3 100.6057 31 47 30315 213 14 312
197918.8301999.9999 -5.4558 3 18.8483 17 47 303 8 1 8 7 0 7
198006.8205999.9999 -7.2954 3 232.2092 39 47 30319 415 20 120
198008.7514999.9999 -6.0475 3 53.8082 25 47 30312 112 11 2 9
200612.6262999.9999 -7.0331 3 11.4287 7 47 303 3 3 1 4 2 2
201077.2156999.9999 -7.0316 3 11.4132 7 47 303 3 3 0 4 2 3
201105.4558999.9999 -8.0181 3 1159.7190 59 47 30329 623 30 328
204124.3180999.9999 -6.5877 3 232.0051 39 47 30319 415 20 020
204888.4158999.9999 -8.5941 3 783.1280 57 47 30328 226 27 423
204937.4888999.9999 -3.7891 3 25.4502 19 47 303 9 1 9 8 1 8
205124.8874999.9999 -4.7162 3 276.6627 17 47 303 8 6 2 7 6 1
205124.8874999.9999 -4.7162 3 276.6627 17 47 303 8 6 3 7 6 2
205707.2194999.9999 -3.8111 3 29.7557 19 47 303 9 2 7 8 2 6
205862.8804999.9999 -3.8594 3 39.1727 19 47 303 9 3 6 8 3 5
205904.1762999.9999 -3.8593 3 39.1711 19 47 303 9 3 7 8 3 6
206042.1409999.9999 -3.8098 3 29.6715 19 47 303 9 2 8 8 2 7
206152.5529612.5219 -7.7296 3 1.9137 7 47 303 3 2 1 2 0 2
206273.1032999.9999 -3.7769 3 24.7046 19 47 303 9 0 9 8 0 8
206404.5077999.9999 -8.9326 3 32.2861 17 47 303 8 3 6 9 1 9
207660.1639999.9999 -3.7794 3 26.2807 19 47 303 9 1 8 8 1 7
208451.4175999.9999 -9.4181 3 1345.9708 63 47 30331 428 32 131
208881.1483999.9999 -3.9435 3 64.2423 19 47 303 9 4 5 8 4 4

208881.4577999.9999 -3.9435 3 64.2423 19 47 303 9 4 6 8 4 5
208959.1651999.9999 -5.7251 3 145.7165 35 47 30317 216 17 117
209404.9931999.9999 -6.4847 3 1039.0480 57 47 30328 623 28 622
209902.2444731.7000 -5.7528 3 7.7589 11 47 303 5 2 4 4 1 3
210030.4947999.9999 -5.8465 3 145.6807 35 47 30317 216 17 017
210366.5175999.9999 -9.0471 3 26.2807 15 47 303 7 3 4 8 1 7
211487.2628999.9999 -9.1267 3 2255.5722 69 47 30334 628 34 529
211870.4311999.9999 -7.4028 3 934.1135 57 47 30328 523 27 622
215174.3846999.9999 -7.1543 3 531.7270 49 47 30324 519 25 224
216019.5758999.9999 -5.2776 3 129.3073 33 47 30316 314 16 215
216109.3484999.9999 -6.6424 3 271.1335 43 47 30321 120 20 417
217651.6257999.9999 -4.1083 3 129.2737 19 47 303 9 5 4 8 5 3
217651.6260999.9999 -4.1083 3 129.2737 19 47 303 9 5 5 8 5 4
219889.8191999.9999 -5.3439 3 32.2861 21 47 30310 010 9 1 9
220486.5739729.1215 -5.7661 3 7.4372 11 47 303 5 2 3 4 1 4
223884.7879999.9999 -6.0130 3 207.9250 39 47 30319 316 18 415
226329.6897999.9999 -5.7232 3 53.9121 25 47 30312 111 11 210
227207.1553655.5356 -7.3726 3 3.8498 9 47 303 4 2 2 3 0 3
227288.8062999.9999 -5.2951 3 24.7046 19 47 303 9 1 9 8 0 8
227420.2107999.9999 -8.2457 3 31.5851 17 47 303 8 3 6 9 0 9
230982.0214918.6910 -5.6288 3 11.1692 13 47 303 6 2 5 5 1 4
234123.3073999.9999 -8.2825 3 470.1573 49 47 30324 322 25 025
234764.6575999.9999 -5.5585 3 606.6754 17 47 303 8 7 1 7 7 0
234764.6575999.9999 -5.5585 3 606.6754 17 47 303 8 7 2 7 7 1
235217.6488999.9999 -8.9039 3 25.4502 15 47 303 7 3 5 8 1 8
235831.2489999.9999 -4.4555 3 283.5050 19 47 303 9 6 3 8 6 2

235831.2489999.9999 -4.4555 3 283.5050 19 47 303 9 6 4 8 6 3
237037.0418999.9999 -5.2188 3 109.2908 31 47 30315 313 15 214
238324.8788999.9999 -5.8887 3 203.9787 39 47 30319 218 19 217
238609.8971999.9999 -8.7817 3 20.3617 13 47 303 6 3 3 7 1 6
238865.7532999.9999 -7.6083 3 64.4480 27 47 30313 013 12 210
238958.6552999.9999 -3.6463 3 36.6173 21 47 30310 2 8 9 2 7
239124.1067999.9999 -3.6888 3 46.0396 21 47 30310 3 7 9 3 6
239260.0172999.9999 -3.6883 3 46.0393 21 47 30310 3 8 9 3 7
239521.3476999.9999 -6.1611 3 117.0165 33 47 30316 115 15 312
239722.2548999.9999 -3.6215 3 32.2861 21 47 30310 110 9 1 9
240571.9670999.9999 -3.6407 3 36.5443 21 47 30310 2 9 9 2 8
240905.5221999.9999 -3.6118 3 31.5851 21 47 30310 010 9 0 9
241670.7699999.9999 -3.7669 3 71.2099 21 47 30310 4 7 9 4 6
241671.0186999.9999 -3.6165 3 33.2075 21 47 30310 1 9 9 1 8
241671.7800999.9999 -3.7669 3 71.2099 21 47 30310 4 6 9 4 5
246138.7048915.0478 -5.6528 3 10.7155 13 47 303 6 2 4 5 1 5
246439.3167999.9999 -8.2901 3 152.6866 33 47 30316 413 17 216
248546.9331999.9999 -5.8790 3 208.7251 39 47 30319 317 18 414
249529.7419747.5832 -7.1289 3 6.4684 11 47 303 5 2 3 4 0 4
250188.1487999.9999 -5.4022 3 348.6871 45 47 30322 419 22 320
250307.0136999.9999 -3.9220 3 136.5338 21 47 30310 5 6 9 5 5
250307.0223999.9999 -3.9220 3 136.5338 21 47 30310 5 5 9 5 4
253813.6842999.9999 -5.5108 3 15.3504 15 47 303 7 2 6 6 1 5
253876.8703999.9999 -5.1804 3 92.1373 29 47 30314 312 14 213
254973.2066999.9999 -5.8016 3 64.4480 27 47 30313 113 12 210
256041.7143999.9999 -7.2390 3 912.1545 59 47 30329 326 29 227

256500.2149999.9999 -5.8038 3 117.1975 29 47 30314 410 15 313
256824.5225999.9999 -6.5577 3 357.7279 45 47 30322 418 23 023
257568.9662999.9999 -8.3114 3 24.7046 15 47 303 7 3 5 8 0 8
257936.0559999.9999 -8.1538 3 1968.6749 65 47 30332 726 32 725
260088.3173999.9999 -8.8605 3 19.6443 13 47 303 6 3 4 7 1 7
260479.9488999.9999 -5.1654 3 40.2824 23 47 30311 011 10 110
260737.9578999.9999 -5.1431 3 31.5851 21 47 30310 110 9 0 9
260775.8809999.9999 -8.1726 3 357.5960 45 47 30322 418 23 123
261220.8104999.9999 -5.7877 3 117.0165 29 47 30314 411 15 312
263483.5949999.9999 -6.0221 3 316.3594 45 47 30322 220 21 417
263570.6186999.9999 -5.6218 3 100.4990 31 47 30315 214 14 311
264351.6823999.9999 -8.7420 3 15.3504 11 47 303 5 3 2 6 1 5
264763.2990999.9999 -5.8096 3 117.1975 33 47 30316 214 15 313
266325.0744999.9999 -5.1594 3 77.4203 27 47 30313 311 13 212
266712.1678999.9999 -6.9806 3 173.8007 35 47 30317 414 18 117
267083.6407999.9999 -7.1363 3 348.6871 47 47 30323 123 22 320
267879.5781999.9999 -5.1834 3 614.5063 19 47 303 9 7 2 8 7 1
267879.5781999.9999 -5.1834 3 614.5063 19 47 303 9 7 3 8 7 2
269145.9134999.9999 -4.2510 3 291.3714 21 47 30310 6 4 9 6 3
269145.9135999.9999 -4.2510 3 291.3714 21 47 30310 6 5 9 6 4
269992.2542999.9999 -5.6848 3 171.0013 37 47 30318 217 18 118
270369.2133999.9999 -6.9932 3 199.7065 37 47 30318 414 19 119
271034.9991999.9999 -8.0734 3 348.6871 47 47 30323 023 22 320
271383.0213999.9999 -9.4063 3 1968.2264 65 47 30332 726 33 627
271913.1611999.9999 -5.4165 3 170.9373 37 47 30318 217 18 018
273425.1823941.7095 -6.9681 3 9.8053 13 47 303 6 2 4 5 0 5

273639.0481999.9999 -5.5485 3 14.7615 15 47 303 7 2 5 6 1 6
274793.3033999.9999 -6.2300 3 399.2587 47 47 30323 321 23 320
274844.2664999.9999 -6.7331 3 136.5129 35 47 30317 017 16 314
274885.1037999.9999 -5.1533 3 64.7792 25 47 30312 310 12 211
275904.2991999.9999 -6.2364 3 412.3212 45 47 30322 517 23 420
275915.5960999.9999 -5.7453 3 136.5129 35 47 30317 117 16 314
276087.3438999.9999 -6.4174 3 199.5158 37 47 30318 414 19 019
276409.7410999.9999 -3.4933 3 44.5881 23 47 30311 2 9 10 2 8
276771.2229999.9999 -3.5310 3 54.0159 23 47 30311 3 8 10 3 7
277044.2657999.9999 -5.5458 3 64.7792 27 47 30313 112 12 211
277066.6683999.9999 -3.5301 3 54.0201 23 47 30311 3 9 10 3 8
277671.3728999.9999 -5.1632 3 357.0325 45 47 30322 418 22 419
277754.4378999.9999 -6.5273 3 173.8006 35 47 30317 413 18 216
278594.8279999.9999 -3.6060 3 79.2711 23 47 30311 4 8 10 4 7
278605.6505999.9999 -3.6060 3 79.2712 23 47 30311 4 7 10 4 6
279102.9060999.9999 -5.3972 3 20.3617 17 47 303 8 2 7 7 1 6
279208.8548999.9999 -3.4650 3 40.2824 23 47 30311 111 10 110
279649.4114999.9999 -6.0682 3 366.2946 43 47 30321 517 22 418
279711.2746999.9999 -5.8859 3 8.7902 7 47 303 3 3 0 3 2 1
279882.5362999.9999 -5.8855 3 8.7845 7 47 303 3 3 1 3 2 2
280100.6333999.9999 -3.4821 3 44.5690 23 47 30311 210 10 2 9
280305.0877999.9999 -5.1605 3 53.9121 23 47 30311 3 9 11 210
280312.3845999.9999 -3.4569 3 39.6209 23 47 30311 011 10 010
280400.0948999.9999 -7.0065 3 268.9890 43 47 30321 120 21 121
280412.8682999.9999 -3.4633 3 41.2687 23 47 30311 110 10 1 9
280423.5030999.9999 -5.6316 3 11.4287 9 47 303 4 3 1 4 2 2

280883.4069999.9999 -5.6306 3 11.4132 9 47 303 4 3 2 4 2 3
281096.5813999.9999 -5.4888 3 14.7918 11 47 303 5 3 2 5 2 3
281656.0096999.9999 -5.3906 3 18.9258 13 47 303 6 3 3 6 2 4
281803.5708999.9999 -5.8826 3 399.0249 47 47 30323 321 23 222
281991.5862999.9999 -8.8741 3 14.7615 11 47 303 5 3 3 6 1 6
282022.7351999.9999 -5.4868 3 14.7605 11 47 303 5 3 3 5 2 4
282061.7430999.9999 -5.3175 3 23.8892 15 47 303 7 3 4 7 2 5
282316.6768999.9999 -5.2615 3 29.7557 17 47 303 8 3 5 8 2 6
282472.3379999.9999 -5.2187 3 36.6173 19 47 303 9 3 6 9 2 7
282637.7894999.9999 -5.1873 3 44.5881 21 47 30310 3 7 10 2 8
282927.4431999.9999 -6.0910 3 268.9047 43 47 30321 120 21 021
282999.2713999.9999 -5.1663 3 53.8082 23 47 30311 3 8 11 2 9
283183.0900999.9999 -5.3872 3 18.8739 13 47 303 6 3 4 6 2 5
283339.0527999.9999 -5.1800 3 44.5690 21 47 30310 3 8 10 2 9
283857.5758999.9999 -5.1558 3 64.4480 25 47 30312 3 9 12 210
283950.3761999.9999 -8.4590 3 18.8483 13 47 303 6 3 4 7 0 7
284188.0688999.9999 -5.3125 3 23.8167 15 47 303 7 3 5 7 2 6
284651.0025999.9999 -5.2114 3 36.5443 19 47 303 9 3 7 9 2 8
284788.9672999.9999 -5.2551 3 29.6715 17 47 303 8 3 6 8 2 7
285686.6057999.9999 -5.1566 3 76.7135 27 47 30313 310 13 211
286713.0694999.9999 -9.4477 3 1210.7815 61 47 30330 426 31 229
286747.8553999.9999 -3.7568 3 144.8831 23 47 30311 5 7 10 5 6
286747.9204999.9999 -3.7568 3 144.8831 23 47 30311 5 6 10 5 5
288202.8029999.9999 -8.8840 3 11.1692 9 47 303 4 3 1 5 1 4
289202.7903999.9999 -5.1715 3 90.8522 29 47 30314 311 14 212
295373.5616999.9999 -5.2092 3 107.1639 31 47 30315 312 15 213

299041.2905999.9999 -4.9986 3 39.6209 23 47 30311 111 10 010
299166.4222999.9999 -6.8764 3 13.9100 15 47 303 7 2 5 6 0 6
301799.9207999.9999 -9.0074 3 10.7155 9 47 303 4 3 2 5 1 5
303132.4896999.9999 -5.4511 3 19.6443 17 47 303 8 2 6 7 1 7
303145.4067999.9999 -4.9391 3 623.4418 21 47 30310 7 3 9 7 2
303145.4067999.9999 -4.9391 3 623.4418 21 47 30310 7 4 9 7 3
305010.5742999.9999 -5.3006 3 126.0290 33 47 30316 313 16 214
305815.3522999.9999 -4.0782 3 300.3492 23 47 30311 6 5 10 6 4
305815.3527999.9999 -4.0782 3 300.3492 23 47 30311 6 6 10 6 5
306725.0470999.9999 -4.9994 3 49.5958 25 47 30312 012 11 111
307154.5005999.9999 -9.0903 3 1210.7815 61 47 30330 526 31 229
307169.9324999.9999 -9.1897 3 1391.5820 63 47 30331 427 32 230
307518.9603999.9999 -8.7035 3 13.9100 11 47 303 5 3 3 6 0 6
307697.7492999.9999 -5.2865 3 26.2807 19 47 303 9 2 8 8 1 7
308424.0482999.9999 -6.7706 3 76.7135 29 47 30314 014 13 211
308447.5993999.9999 -5.8453 3 238.8896 41 47 30320 219 20 218
310629.2813999.9999 -9.2786 3 7.7589 7 47 303 3 3 0 4 1 3
316824.0202999.9999 -5.5613 3 147.9938 35 47 30317 314 17 215
317047.8658999.9999 -8.6136 3 803.0547 55 47 30327 522 28 227

Appendix C

Appendix C

A sample of the catalog file that was generated for Nitrosomethane CH_3NO in Band 5 (140-225 GHz) and Band 6 (225-317 GHz).

```
140056.2681421.0381 -8.6753 3 1239.9786115 45 30357 553 58 356
140124.1117180.8772 -7.2260 3 284.5342 55 45 30327 325 28 128
140162.8585215.5716 -7.1281 3 1240.5052109 45 303541045 531142
140165.5399117.5129 -5.6030 3 397.6320 63 45 30331 526 30 625
140171.3785215.5895 -7.1280 3 1240.5052109 45 303541044 531143
140257.2791595.9304 -8.2445 3 1344.8684121 45 30360 457 59 554
140308.3818420.3676 -8.3254 3 1239.9702115 45 30357 553 58 256
140317.1958167.6031 -5.6360 3 565.5234 77 45 30338 434 38 435
140651.5095180.3133 -6.8742 3 284.5166 55 45 30327 325 28 028
140668.4127104.8996 -6.6289 3 134.4236 37 45 30318 316 19 019
140830.2525332.9722 -9.0122 3 2179.3077137 45 303681751 691654
140830.2525332.9722 -9.0122 3 2179.3077137 45 303681752 691653
140946.1485100.3936 -6.9253 3 121.3441 35 45 30317 315 18 118
141080.8664 58.0041 -5.2149 3 85.7718 31 45 30315 114 15 115
```

141185.7543 98.3067 -6.1828 3 234.5641 51 45 30325 124 24 321
141251.7079 49.7904 -6.0168 3 17.5665 9 45 303 4 3 2 5 2 3
141295.9571168.6465 -6.4468 3 313.1560 59 45 30329 128 28 325
141336.0987174.5641 -6.6723 3 474.6894 71 45 30335 332 34 529
141546.9566 30.5499 -4.5663 3 127.8476 37 45 30318 216 18 117
141863.8353404.4621 -7.4780 3 788.6380 93 45 30346 244 45 441
142019.8716 29.7190 -5.0157 3 12.8293 11 45 303 5 2 3 5 1 4
142021.5047 49.6347 -6.0129 3 17.5409 9 45 303 4 3 1 5 2 4
142037.6007191.1041 -6.0982 3 645.1551 73 45 303361027 37 928
142037.7828191.1038 -6.0982 3 645.1551 73 45 303361026 37 929
142250.8812 88.5888 -5.1370 3 188.6495 45 45 30322 220 22 221
142653.8038 68.4343 -5.4570 3 168.1616 43 45 30321 220 20 317
143415.8615175.1749 -6.3780 3 853.7388 91 45 30345 838 44 935
143502.3380 67.0774 -5.3398 3 210.5296 47 45 30323 321 22 418
143541.6446175.3843 -6.3773 3 853.7386 91 45 30345 837 44 936
143861.2330199.3514 -6.1417 3 334.6913 61 45 30330 229 29 326
144089.0610316.8670 -9.6842 3 2550.6733155 45 303771563 761660
144089.0705316.8670 -9.6842 3 2550.6733155 45 303771562 761661
144333.3123 89.9807 -5.4275 3 296.5922 55 45 30327 424 26 521
144443.1073186.0440 -7.2286 3 593.8401 77 45 30338 633 39 436
144551.2256748.8472 -9.4958 3 1994.4208147 45 30373 569 72 666
144563.4411 29.7301 -5.1128 3 9.1113 9 45 303 4 2 2 4 1 3
144898.9421364.3810 -8.5808 3 2130.8477149 45 30374 866 74 867
144933.5343311.6554 -7.4897 3 733.0643 85 45 30342 735 43 538
144944.7067231.5882 -6.6893 3 986.1454 91 45 303451234 461135
144944.7178231.5882 -6.6893 3 986.1454 91 45 303451233 461136

144950.2466149.4790 -6.3472 3 292.3719 57 45 30328 127 27 324
144992.0112113.8096 -6.2130 3 253.0730 53 45 30326 125 25 322
145066.9927223.2377 -7.2724 3 712.0267 85 45 30342 637 43 340
145155.5504306.3068 -7.7431 3 709.3333 87 45 30343 440 44 243
145210.5126190.9988 -7.2466 3 304.6187 57 45 30328 326 29 129
145318.7821 89.9854 -5.4460 3 102.8572 27 45 30313 5 9 14 410
145421.5545 89.9218 -5.4454 3 102.8538 27 45 30313 5 8 14 411
145486.8794305.6605 -7.3918 3 709.3222 87 45 30343 440 44 143
145618.9508190.5277 -6.8945 3 304.6051 57 45 30328 326 29 029
145883.8503413.4898 -7.1077 3 788.6380 93 45 30346 344 45 441
146219.8309131.0497 -6.2686 3 272.3432 55 45 30327 126 26 323
146250.3525509.5635 -8.5784 3 1366.9753121 45 30360 456 61 359
146268.2076128.9536 -5.2859 3 352.0945 61 45 30330 327 30 328
146371.6924509.1917 -8.9276 3 1366.9712121 45 30360 456 61 259
146481.3432134.2310 -5.7965 3 539.0965 73 45 30336 631 35 728
146699.0326 99.8804 -6.6034 3 121.1522 35 45 30317 315 18 018
146741.4775 29.7242 -5.2507 3 6.1357 7 45 303 3 2 1 3 1 2
146987.1351 95.7687 -6.8934 3 108.7981 33 45 30316 314 17 117
147062.3454276.4194 -8.5304 3 1980.3311137 45 303681356 671453
147062.5059276.4198 -8.5304 3 1980.3311137 45 303681355 671454
147119.5805129.0780 -6.5752 3 257.9095 51 45 30325 422 26 125
147201.7631219.9929 -6.1267 3 863.1386 95 45 30347 542 47 543
147423.1206 4.2103 -3.3577 3 16.4399 15 45 303 7 1 7 6 1 6
147809.1206272.0853 -7.4505 3 1399.2574109 45 303541441 551342
147809.1213272.0853 -7.4505 3 1399.2574109 45 303541440 551343
147948.7381377.1105 -9.6532 3 1918.3687139 45 303691060 70 863

148127.3405136.2674 -5.7866 3 539.0945 73 45 30336 630 35 729
148391.7830121.5758 -6.7722 3 222.2007 47 45 30323 420 24 223
148425.5787292.6150 -7.2114 3 439.4858 69 45 30334 232 35 135
148458.6611 29.7170 -5.4904 3 3.9034 5 45 303 2 2 0 2 1 1
148498.1076402.8495 -7.6802 3 839.6310 95 45 30347 344 48 247
148510.3460292.4583 -7.5648 3 439.4830 69 45 30334 232 35 035
148619.4978402.5498 -8.0311 3 839.6269 95 45 30347 344 48 147
148636.3718130.3354 -5.4922 3 260.2743 45 45 30322 716 23 617
148644.6005320.5521 -7.6075 3 1645.8167131 45 30365 758 65 759
148644.6254130.3267 -5.4922 3 260.2740 45 45 30322 715 23 618
148697.4371 36.3252 -4.5423 3 141.7069 39 45 30319 217 19 118
149161.9189486.4717 -9.4740 3 1818.3005135 45 303671057 68 860
149221.3339550.6193 -9.6588 3 1969.0316145 45 30372 667 73 370
149491.9802324.0127 -8.8467 3 1505.3139123 45 30361 953 62 756
149672.3030271.7633 -6.7874 3 1223.2427113 45 30356 650 56 651
149698.3386 10.8217 -4.9340 3 7.2293 11 45 303 5 1 5 4 0 4
150131.0243236.0092 -7.5338 3 1482.1112119 45 303591149 581246
150133.6176236.0152 -7.5338 3 1482.1112119 45 303591148 581247
150636.4543432.3511 -8.7089 3 1281.6275117 45 30358 554 59 357
150645.6744312.5909 -8.3756 3 1884.4911127 45 303631648 641549
150645.6745312.5909 -8.3756 3 1884.4911127 45 303631647 641550
150731.2872 3.8294 -3.3275 3 15.1536 15 45 303 7 0 7 6 0 6
150834.3043431.8111 -8.3589 3 1281.6209117 45 30358 554 59 257
150855.2045 77.3617 -5.4625 3 183.6175 45 45 30322 221 21 318
151035.8611201.2301 -7.2666 3 325.3871 59 45 30329 327 30 130
151351.5177200.8404 -6.9141 3 325.3766 59 45 30329 327 30 030

151698.2366181.3427 -6.0036 3 313.1560 59 45 30329 228 28 325
151708.2654170.7677 -5.7903 3 489.8131 63 45 30331 923 32 824
151708.8289170.7669 -5.7903 3 489.8131 63 45 30331 922 32 825
151769.1472 51.4024 -4.7232 3 85.4153 31 45 30315 114 15 015
151770.1229 3.7109 -3.3720 3 21.8818 15 45 303 7 2 6 6 2 5
152002.9684 3.7148 -4.0212 3 75.3494 15 45 303 7 6 1 6 6 0
152002.9684 3.7148 -4.0212 3 75.3494 15 45 303 7 6 2 6 6 1
152019.4575 3.7155 -3.7165 3 56.9738 15 45 303 7 5 3 6 5 2
152019.4586 3.7155 -3.7165 3 56.9738 15 45 303 7 5 2 6 5 1
152050.8087 3.7171 -3.5468 3 41.9400 15 45 303 7 4 4 6 4 3
152051.0910 3.7171 -3.5468 3 41.9400 15 45 303 7 4 3 6 4 2
152074.8600 29.7207 -5.4849 3 3.7821 5 45 303 2 2 1 2 1 2
152108.8956 3.7199 -3.4385 3 30.2488 15 45 303 7 3 5 6 3 4
152140.3028 3.7233 -3.4384 3 30.2495 15 45 303 7 3 4 6 3 3
152599.5072274.1826 -8.1469 3 1142.1516107 45 30353 846 54 649
152880.5695151.1534 -6.8751 3 374.4684 61 45 30330 526 31 329
152942.1761168.7761 -6.7916 3 444.4367 67 45 30333 529 34 232
152979.8534 3.8506 -3.3652 3 21.9329 15 45 303 7 2 5 6 2 4
153356.7370195.6436 -6.6964 3 1056.0138101 45 30350 942 491039
153396.2718195.7184 -6.6962 3 1056.0138101 45 30350 941 491040
153463.0228353.1024 -9.4609 3 2441.8464145 45 303721854 731757
153463.0228353.1024 -9.4609 3 2441.8464145 45 303721855 731756
153882.9794 34.4532 -5.0023 3 54.3918 25 45 30312 111 11 210
153887.0954317.6716 -7.7692 3 740.8824 89 45 30344 441 45 244
153907.6104 29.7501 -5.2399 3 5.8930 7 45 303 3 2 2 3 1 3
154111.3045 95.7821 -6.5839 3 108.5605 33 45 30316 314 17 017

154145.4700317.1483 -7.4179 3 740.8738 89 45 30344 441 45 144
154173.3792 91.8783 -6.8657 3 96.9404 31 45 30315 313 16 116
154253.9969 79.4815 -6.9361 3 42.5116 19 45 303 9 3 6 10 1 9
154461.7454 69.7998 -5.5609 3 47.6569 17 45 303 8 4 5 9 3 6
154562.9275128.7638 -6.7120 3 132.5691 35 45 30317 413 18 216
154671.8258211.2345 -6.2840 3 791.4731 81 45 303401130 411031
154671.8612211.2345 -6.2840 3 791.4731 81 45 303401129 411032
154692.5542 69.7058 -5.5597 3 47.6493 17 45 303 8 4 4 9 3 7
155753.1355 95.6746 -6.2150 3 322.4842 59 45 30329 227 28 424
155880.8923 4.0734 -3.3114 3 17.2887 15 45 303 7 1 6 6 1 5
156359.2630 29.8223 -5.0947 3 8.7068 9 45 303 4 2 3 4 1 4
156715.2834155.1275 -6.0222 3 702.0399 83 45 30341 735 40 832
157057.1725296.8629 -9.0728 3 2282.7513147 45 303731460 721557
157057.2200296.8631 -9.0728 3 2282.7513147 45 303731459 721558
157119.8726 88.1775 -5.4886 3 199.8360 47 45 30323 222 22 319
157147.9781228.5474 -7.5602 3 828.8843 91 45 30345 739 46 542
157263.9591155.9297 -6.0191 3 702.0392 83 45 30341 734 40 833
157312.0113 43.4864 -4.5182 3 156.2590 41 45 30320 218 20 119
157542.6443211.5164 -7.2863 3 346.8394 61 45 30330 328 31 131
157574.0352251.7200 -6.9539 3 1165.2545 99 45 303491337 501238
157574.0373251.7200 -6.9539 3 1165.2545 99 45 303491336 501239
157663.0721163.6539 -5.8799 3 292.3719 57 45 30328 227 27 324
157786.1278211.1967 -6.9335 3 346.8313 61 45 30330 328 31 031
158008.9436368.9273 -7.9428 3 1028.1769101 45 30350 842 51 645
158097.1686110.0638 -5.3753 3 165.7445 35 45 30317 612 18 513
158120.0130110.0449 -5.3752 3 165.7437 35 45 30317 611 18 514

158433.7172112.7741 -5.5288 3 420.1949 65 45 30332 528 31 625
158513.5383 64.0752 -5.1520 3 96.9404 33 45 30316 115 16 116
159262.6995551.8972 -9.1067 3 1744.2851135 45 30367 760 66 957
159435.9291 29.9667 -4.9888 3 12.2227 11 45 303 5 2 4 5 1 5
159635.5422185.2291 -6.7549 3 272.3432 51 45 30325 520 26 323
160003.6984384.4520 -7.2721 3 755.2413 91 45 30345 243 44 440
160023.5398119.5428 -6.7080 3 205.0769 45 45 30322 419 23 222
160106.9538256.4467 -7.9912 3 1745.2006129 45 303641253 631350
160107.7354256.4487 -7.9912 3 1745.2006129 45 303641252 631351
160223.1991127.9661 -6.5185 3 239.2735 49 45 30324 421 25 124
160237.0778183.4149 -5.6021 3 593.8401 79 45 30339 435 39 436
160437.5079292.2172 -7.7909 3 1611.1575117 45 303581544 591445
160437.5081292.2172 -7.7909 3 1611.1575117 45 303581543 591446
160603.7386 96.9612 -5.0850 3 205.0769 47 45 30323 221 23 222
160830.1568447.7191 -9.7248 3 2739.9272169 45 30384 975 84 976
160844.6626575.8414 -8.3548 3 1301.2035119 45 30359 356 58 553
161054.3127 11.0827 -4.6843 3 26.9742 19 45 303 9 0 9 8 1 8
161059.9599103.2718 -5.3261 3 296.5642 55 45 30327 423 26 522
161298.1166560.8078 -9.7090 3 2021.4665147 45 30373 668 74 371
161308.4967150.4528 -5.5457 3 355.9535 53 45 30326 819 27 720
161310.1873150.4507 -5.5457 3 355.9535 53 45 30326 818 27 721
161366.8932100.7271 -5.5338 3 216.8181 49 45 30324 223 23 320
161503.6696443.2894 -8.7467 3 1323.9598119 45 30359 555 60 358
161658.7165442.8558 -8.3965 3 1323.9546119 45 30359 555 60 258
161666.7889146.5079 -5.7705 3 272.3432 55 45 30327 226 26 323
161826.0710259.3009 -7.0268 3 717.1662 87 45 30343 439 42 636

161932.3065512.2250 -8.5915 3 1410.6741123 45 30361 457 62 360
162027.1443511.9306 -8.9412 3 1410.6709123 45 30361 457 62 260
162040.5631 66.7882 -5.2588 3 227.3117 49 45 30324 322 23 419
162495.6077 88.6874 -6.8441 3 85.7718 29 45 30314 312 15 115
162647.0441 87.1666 -5.1818 3 194.4107 45 45 30322 319 21 418
162736.2241187.6366 -7.0975 3 565.5234 75 45 30337 632 38 435
162934.0676 92.6054 -6.5730 3 96.6482 31 45 30315 313 16 016
163072.4223328.8019 -7.7973 3 773.1150 91 45 30345 442 46 245
163144.3533 30.2204 -4.9041 3 16.4399 13 45 303 6 2 5 6 1 6
163273.5834328.3800 -7.4458 3 773.1083 91 45 30345 442 46 145
163274.9061332.7224 -8.7899 3 2129.1822135 45 303671750 681653
163274.9061332.7224 -8.7899 3 2129.1822135 45 303671751 681652
163296.1543216.0820 -7.0674 3 1279.7724111 45 303551046 541143
163303.5907 49.6800 -6.2635 3 13.9334 7 45 303 3 3 1 4 2 2
163308.3826216.1079 -7.0674 3 1279.7724111 45 303551045 541144
163546.7226114.7958 -5.5966 3 234.5641 51 45 30325 224 24 321
163633.6693 49.6137 -6.2621 3 13.9224 7 45 303 3 3 0 4 2 3
163642.0853130.1398 -5.6758 3 253.0730 53 45 30326 225 25 322
163654.8487299.0477 -7.1957 3 464.3565 71 45 30335 233 36 136
163719.7239298.9249 -7.5493 3 464.3543 71 45 30335 233 36 036
164075.9590585.1640 -7.9961 3 1301.2035119 45 30359 456 58 553
164183.6712406.9977 -7.6774 3 873.9142 97 45 30348 345 49 248
164277.7719406.7615 -8.0288 3 873.9111 97 45 30348 345 49 148
164350.4408190.8957 -5.9357 3 618.2834 71 45 303351026 36 927
164350.5519190.8955 -5.9357 3 618.2834 71 45 303351025 36 928
164673.2515221.8090 -7.3062 3 368.9755 63 45 30331 329 32 132

164822.2032119.3877 -5.4932 3 420.1855 65 45 30332 527 31 626
164860.7287221.5487 -6.9531 3 368.9692 63 45 30331 329 32 032
164991.6448395.2632 -6.8983 3 755.2413 91 45 30345 343 44 440
165348.6701 63.9488 -5.0601 3 113.7011 35 45 30317 215 16 314
165762.6612140.4948 -5.2448 3 374.4684 63 45 30331 328 31 329
166162.3021 89.3494 -5.3306 3 316.2537 57 45 30328 425 27 522
166689.4614175.7235 -6.3041 3 886.4673 93 45 30346 839 45 936
166866.8436176.0227 -6.3031 3 886.4671 93 45 30346 838 45 937
166977.5308403.7261 -8.5925 3 2185.7898151 45 30375 867 75 868
167055.2930317.3076 -9.6655 3 2606.6549157 45 303781564 771661
167055.3070317.3076 -9.6655 3 2606.6549157 45 303781563 771662
167274.2268 58.0365 -4.6706 3 96.6482 33 45 30316 115 16 016
167303.0530231.3658 -6.5111 3 952.7344 89 45 303441233 451134
167303.0598231.3658 -6.5111 3 952.7344 89 45 303441232 451135
167389.7165 89.8411 -5.3663 3 92.6958 25 45 30312 5 8 13 4 9
167411.7440 51.7583 -4.4944 3 171.4994 43 45 30321 219 21 120
167446.8696 89.8060 -5.3660 3 92.6939 25 45 30312 5 7 13 410
167491.3556 30.6273 -4.8330 3 21.3574 15 45 303 7 2 6 7 1 7
167712.1260738.6721 -9.5808 3 1941.2689145 45 30372 468 71 665
168034.9800 11.4343 -4.7651 3 10.8348 13 45 303 6 1 6 5 0 5
168180.7498315.0738 -7.7296 3 1003.7345101 45 30350 744 51 447
168253.5836240.7344 -6.1055 3 898.1081 97 45 30348 543 48 544
168386.5018 4.8497 -3.1931 3 21.3574 17 45 303 8 1 8 7 1 7
168494.9713151.2420 -6.7797 3 352.0945 59 45 30329 525 30 328
168793.4851244.3997 -6.9506 3 461.8858 67 45 30333 627 34 430
169012.2145456.3024 -8.2633 3 1351.9606119 45 30359 653 58 850

169313.4287233.8337 -7.1341 3 680.5587 83 45 30341 636 42 339
169799.1996134.6089 -5.7089 3 565.2878 75 45 30337 632 36 729
170089.5851276.8857 -8.4993 3 2029.7734139 45 303691357 681454
170089.8188276.8864 -8.4993 3 2029.7734139 45 303691356 681455
170146.8272747.2018 -9.2290 3 1941.2689145 45 30372 568 71 665
170201.4358271.8522 -7.2582 3 1359.3069107 45 303531440 541341
170201.4362271.8522 -7.2582 3 1359.3069107 45 303531439 541342
170448.1575419.7081 -8.4622 3 1389.2158119 45 30359 852 60 555
170577.2148356.0123 -7.5656 3 1009.5884103 45 30351 546 50 743
170753.9772353.2786 -7.6088 3 1694.1000133 45 30366 759 66 760
170814.7010130.1660 -5.3714 3 243.5759 43 45 30321 715 22 616
170819.5470130.1610 -5.3714 3 243.5758 43 45 30321 714 22 617
171448.4452298.2015 -6.7777 3 1264.8681115 45 30357 651 57 652
171689.4576165.3629 -6.4989 3 500.3258 73 45 30336 333 35 530
171805.6953421.3121 -8.5147 3 1373.2037117 45 30358 949 59 752
171855.4936 4.4723 -3.1670 3 20.1814 17 45 303 8 0 8 7 0 7
171936.6479 86.1393 -6.8307 3 75.2933 27 45 30313 311 14 114
172058.3491137.4591 -5.6971 3 565.2848 75 45 30337 631 36 730
172358.9824173.3589 -6.6992 3 419.7304 65 45 30332 528 33 231
172370.6800232.0661 -7.3267 3 391.7952 65 45 30332 330 33 133
172483.2025 31.2364 -4.7714 3 26.9742 17 45 303 8 2 7 8 1 8
172514.7932231.8553 -6.9734 3 391.7904 65 45 30332 330 33 033
172615.0764453.8676 -8.7885 3 1366.9753121 45 30360 556 61 359
172658.5279339.6822 -7.8276 3 806.0312 93 45 30346 443 47 246
172715.2961118.1544 -6.6499 3 188.6495 43 45 30321 418 22 221
172736.4163453.5202 -8.4382 3 1366.9712121 45 30360 556 61 259

172814.9065339.3433 -7.4760 3 806.0260 93 45 30346 443 47 146
173064.2903312.3495 -8.1698 3 1838.0009125 45 303621646 631549
173064.2903312.3495 -8.1698 3 1838.0009125 45 303621647 631548
173183.8886 90.3075 -6.5736 3 85.4153 29 45 30314 312 15 015
173245.3905236.5129 -7.4899 3 1525.0144121 45 303601150 591247
173249.1251236.5216 -7.4899 3 1525.0144121 45 303601149 591248
173378.3487 4.2422 -3.2007 3 26.9443 17 45 303 8 2 7 7 2 6
173499.9780570.6179 -9.7648 3 2074.5841149 45 30374 669 75 372
173715.7203 4.2454 -3.9576 3 102.1363 17 45 303 8 7 1 7 7 0
173715.7203 4.2454 -3.9576 3 102.1363 17 45 303 8 7 2 7 7 1
173730.2645 4.2460 -3.6412 3 80.4196 17 45 303 8 6 2 7 6 1
173730.2645 4.2460 -3.6412 3 80.4196 17 45 303 8 6 3 7 6 2
173754.8800 4.2472 -3.4589 3 62.0446 17 45 303 8 5 4 7 5 3
173754.8844 4.2472 -3.4589 3 62.0446 17 45 303 8 5 3 7 5 2
173801.5234 4.2497 -3.3372 3 47.0118 17 45 303 8 4 5 7 4 4
173802.2991 4.2498 -3.3372 3 47.0119 17 45 303 8 4 4 7 4 3
173880.7379 4.2537 -3.2534 3 35.3226 17 45 303 8 3 6 7 3 5
173943.4235 4.2613 -3.2531 3 35.3243 17 45 303 8 3 5 7 3 4
173967.5405170.5755 -5.6469 3 466.5761 61 45 30330 922 31 823
173967.8793170.5750 -5.6469 3 466.5761 61 45 30330 921 31 824
174710.6478379.5812 -9.4248 3 1867.0814137 45 303681059 69 862
174726.3230327.0358 -8.6415 3 1459.9358121 45 30360 952 61 755
174999.2981128.1132 -6.4708 3 221.3132 47 45 30323 420 24 123
175169.2794 4.4811 -3.1920 3 27.0357 17 45 303 8 2 6 7 2 5
175902.5981352.8543 -9.2420 3 2388.8166143 45 303711853 721756
175902.5981352.8543 -9.2420 3 2388.8166143 45 303711854 721755

176047.6023277.2910 -7.9678 3 1102.6904105 45 30352 845 53 648
176088.1633 90.3426 -6.1099 3 343.7952 61 45 30330 228 29 425
176439.5087 69.6830 -5.5563 3 41.1265 15 45 303 7 4 4 8 3 5
176519.3436 69.9599 -5.0951 3 108.7981 35 45 30317 116 17 117
176554.9623 69.6363 -5.5558 3 41.1226 15 45 303 7 4 3 8 3 6
176600.1615196.1965 -6.6392 3 1092.3784103 45 30351 943 501040
176656.2365196.3038 -6.6389 3 1092.3783103 45 30351 942 501041
176909.3568362.6853 -7.0832 3 722.5641 89 45 30344 242 43 439
176988.0854211.0251 -6.1232 3 761.6970 79 45 303391129 401030
176988.1070211.0251 -6.1232 3 761.6970 79 45 303391128 401031
177111.5665548.1464 -9.3192 3 1836.9741137 45 30368 960 69 663
177133.9821515.3394 -8.6162 3 1455.0561125 45 30362 458 63 361
177208.0141515.1066 -8.9664 3 1455.0536125 45 30362 458 63 261
178025.7317 4.6091 -3.1475 3 22.4883 17 45 303 8 1 7 7 1 6
178124.9350 32.0981 -4.7172 3 33.2891 19 45 303 9 2 8 9 1 9
178513.5819305.2188 -7.1896 3 489.9108 73 45 30336 234 37 137
178546.2961231.2149 -7.4095 3 795.3475 89 45 30344 738 45 541
178563.1690305.1229 -7.5435 3 489.9092 73 45 30336 234 37 037
178989.5244 60.8603 -4.4714 3 187.4240 45 45 30322 220 22 121
179385.4810411.2634 -7.6857 3 908.8809 99 45 30349 346 50 249
179458.3315411.0776 -8.0375 3 908.8785 99 45 30349 346 50 149
179675.5519 66.9804 -5.1987 3 244.8401 51 45 30325 323 24 420
179780.1052105.1237 -5.0391 3 222.2007 49 45 30324 222 24 223
179932.0340251.4976 -6.7779 3 1128.9391 97 45 303481336 491237
179932.0353251.4976 -6.7779 3 1128.9391 97 45 303481335 491238
180077.6509297.3263 -9.0574 3 2335.8298149 45 303741461 731558

180077.7203297.3266 -9.0574 3 2335.8298149 45 303741460 731559
180105.4644155.6624 -5.9511 3 731.8666 85 45 30342 736 41 833
180191.8667109.9173 -5.2819 3 152.6796 33 45 30316 611 17 512
180204.7938109.9067 -5.2819 3 152.6792 33 45 30316 610 17 513
180579.1898242.2522 -7.3482 3 415.2987 67 45 30333 331 34 134
180615.7132 79.5609 -6.9742 3 35.1018 17 45 303 8 3 5 9 1 8
180664.3035302.2735 -7.2746 3 701.2587 83 45 30341 734 42 537
180689.7969242.0826 -6.9947 3 415.2950 67 45 30333 331 34 034
180866.6103156.7934 -5.9474 3 731.8657 85 45 30342 735 41 834
181409.8509112.6958 -5.4452 3 443.4871 67 45 30333 529 32 626
181426.8151198.8521 -5.5755 3 622.8658 81 45 30340 436 40 437
181824.7147189.3713 -6.9774 3 537.9176 73 45 30336 631 37 434
182108.9923 35.3953 -4.8109 3 63.0473 27 45 30313 112 12 211
182471.8520 84.1607 -6.8276 3 65.5058 25 45 30312 310 13 113
182595.4877350.3042 -7.8604 3 839.6310 95 45 30347 444 48 247
182716.8779350.0328 -7.5085 3 839.6269 95 45 30347 444 48 147
182827.3316291.9849 -7.6007 3 1568.3026115 45 303571542 581445
182827.3316291.9849 -7.6007 3 1568.3026115 45 303571543 581444
183079.3361375.5544 -6.7045 3 722.5641 89 45 30344 342 43 439
183205.4750256.9439 -7.9629 3 1791.7400131 45 303651254 641351
183206.6039256.9468 -7.9629 3 1791.7400131 45 303651253 641352
183505.1183150.2789 -5.4221 3 336.3509 51 45 30325 818 26 719
183506.1144150.2777 -5.4221 3 336.3509 51 45 30325 817 26 720
183643.5129 64.5550 -4.6228 3 108.5605 35 45 30317 116 17 017
183727.0227560.5307 -8.1262 3 1258.2280117 45 30358 355 57 552
183931.6921464.1046 -8.8343 3 1410.6741123 45 30361 557 62 360

184026.5300463.8271 -8.4838 3 1410.6709123 45 30361 557 62 260
184419.6838 33.2600 -4.6687 3 40.3009 21 45 30310 2 9 10 110
184494.2603127.8250 -6.6348 3 119.2165 33 45 30316 412 17 215
184658.6927494.2904 -9.7544 3 2802.2564171 45 30385 976 85 977
184861.3169 88.8006 -6.5890 3 74.8622 27 45 30313 311 14 014
185020.5243151.7116 -6.6923 3 330.4252 57 45 30328 524 29 327
185423.9777 11.0219 -4.5080 3 33.2891 21 45 30310 010 9 1 9
185426.1054469.4979 -9.2066 3 1768.1781133 45 303661056 67 859
185689.7840332.4821 -8.5862 3 2079.7877133 45 303661750 671651
185689.7841332.4821 -8.5862 3 2079.7877133 45 303661749 671652
185985.5254 12.1931 -4.6168 3 15.1536 15 45 303 7 1 7 6 0 6
186278.9872151.7090 -5.2103 3 397.5449 65 45 30332 329 32 330
186418.0507117.2935 -6.5989 3 172.9200 41 45 30320 417 21 220
186509.0878216.6277 -7.0259 3 1319.7731113 45 303561047 551144
186526.5136216.6650 -7.0258 3 1319.7730113 45 303561046 551145
186618.4710190.7009 -5.7920 3 592.1420 69 45 303341025 35 926
186618.5377190.7008 -5.7920 3 592.1420 69 45 303341024 35 927
187682.2227 88.5304 -5.2537 3 336.6541 59 45 30329 426 28 523
187728.8956571.7841 -7.7662 3 1258.2280117 45 30358 455 57 552
187993.7056107.0338 -5.2149 3 316.2134 57 45 30328 424 27 523
188529.0226372.9865 -9.7310 3 2663.3945151 45 303751956 761859
188529.0226372.9865 -9.7310 3 2663.3945151 45 303751957 761858
189244.8968252.3389 -7.3710 3 439.4858 69 45 30334 332 35 135
189315.7265 5.5027 -3.0513 3 26.9742 19 45 303 9 1 9 8 1 8
189329.6641252.2030 -7.0173 3 439.4830 69 45 30334 332 35 035
189387.8747 89.7205 -5.3134 3 83.2634 23 45 30311 5 7 12 4 8

189418.1518 89.7020 -5.3133 3 83.2623 23 45 30311 5 6 12 4 9
189622.4004231.1554 -6.3509 3 920.0539 87 45 303431232 441133
189622.4045231.1554 -6.3509 3 920.0539 87 45 303431231 441134
189951.2807121.7483 -5.4035 3 443.4736 67 45 30333 528 32 627
190063.7550176.3102 -6.2487 3 919.9299 95 45 30347 840 46 937
190070.0727317.7685 -9.6648 3 2663.3696159 45 303791565 781662
190070.0932317.7685 -9.6648 3 2663.3696159 45 303791564 781663
190311.8469176.7345 -6.2476 3 919.9296 95 45 30347 839 46 938
190748.5107260.9686 -6.0916 3 933.7905 99 45 30349 544 49 545
190863.8544 37.5155 -4.3950 3 228.1976 49 45 30324 321 24 222
191026.2004443.0736 -8.6119 3 2241.4564153 45 30376 868 76 869
191368.0079 34.7620 -4.6250 3 48.0084 23 45 30311 210 11 111
191388.5011 41.0084 -4.3816 3 210.4341 47 45 30323 320 23 221
191425.8045129.2819 -6.4339 3 204.0295 45 45 30322 419 23 122
191671.2954 35.1438 -4.4078 3 246.6796 51 45 30325 322 25 223
191902.6792518.9221 -8.6505 3 1500.1214127 45 30363 459 64 362
191960.4007518.7382 -9.0010 3 1500.1195127 45 30363 459 64 262
191968.7000 91.4156 -5.0466 3 210.4147 47 45 30323 320 22 419
192006.0034 70.5074 -4.4494 3 204.0295 47 45 30323 221 23 122
192070.2112182.1160 -6.6255 3 253.0730 49 45 30324 519 25 322
192347.9214339.3575 -6.9091 3 690.6134 87 45 30343 241 42 438
192559.2709271.6299 -7.0830 3 1320.0871105 45 303521439 531340
192559.2711271.6299 -7.0830 3 1320.0871105 45 303521438 531341
192836.7664360.6660 -7.8957 3 873.9142 97 45 30348 445 49 248
192839.5591 5.1697 -3.0287 3 25.9139 19 45 303 9 0 9 8 0 8
192930.8671360.4494 -7.5436 3 873.9111 97 45 30348 445 49 148

192937.6788130.0132 -5.2700 3 227.6071 41 45 30320 714 21 615
192940.4516130.0103 -5.2699 3 227.6070 41 45 30320 713 21 616
192990.0434311.2539 -7.1919 3 516.1488 75 45 30337 235 38 138
193027.8990311.1791 -7.5459 3 516.1475 75 45 30337 235 38 038
193061.1800 29.7023 -5.0209 3 2.4149 5 45 303 2 2 1 1 1 0
193111.4590 44.7268 -4.3678 3 193.3945 45 45 30322 319 22 220
193174.8943277.3771 -8.4857 3 2079.9491141 45 303701358 691455
193175.2327277.3781 -8.4857 3 2079.9491141 45 303701357 691456
193188.5074732.5553 -9.3319 3 1888.7847143 45 30371 467 70 664
193193.4372134.9564 -5.6398 3 592.2140 77 45 30338 633 37 730
193602.7325178.8931 -6.6190 3 395.6983 63 45 30331 527 32 230
193869.8107356.6319 -7.7217 3 990.5172 99 45 30349 841 50 644
193924.7096 35.0675 -4.4195 3 265.8746 53 45 30326 323 26 224
193981.8951 88.1320 -6.0384 3 365.8727 63 45 30331 229 30 426
194069.7743 82.6678 -6.8375 3 56.4105 23 45 30311 3 9 12 112
194134.2622415.7347 -7.7033 3 944.5311101 45 30350 347 51 250
194190.5910415.5888 -8.0554 3 944.5292101 45 30350 347 51 150
194295.9411 29.6983 -5.0207 3 2.3745 5 45 303 2 2 0 1 1 1
194669.5094385.6406 -7.6176 3 1743.1040135 45 30367 760 67 761
194850.9621324.1182 -6.7755 3 1307.2104117 45 30358 652 58 653
194957.4589 4.7752 -3.0545 3 32.7276 19 45 303 9 2 8 8 2 7
194969.1371 75.5561 -5.0438 3 121.3441 37 45 30318 117 18 118
195418.3854474.0232 -8.8839 3 1455.0561125 45 30362 558 63 361
195428.6121 4.7760 -3.9171 3 132.9887 19 45 303 9 8 1 8 8 0
195428.6121 4.7760 -3.9171 3 132.9887 19 45 303 9 8 2 8 8 1
195441.8865 4.7766 -3.5902 3 107.9309 19 45 303 9 7 2 8 7 1

195441.8865 4.7766 -3.5902 3 107.9309 19 45 303 9 7 3 8 7 2
195452.0280312.1178 -7.9806 3 1792.2417123 45 303611645 621548
195452.0280312.1178 -7.9806 3 1792.2417123 45 303611646 621547
195462.5967 4.7775 -3.3968 3 86.2147 19 45 303 9 6 4 8 6 3
195462.5968 4.7775 -3.3968 3 86.2147 19 45 303 9 6 3 8 6 2
195492.4174473.8019 -8.5332 3 1455.0536125 45 30362 558 63 261
195497.6486 4.7793 -3.2634 3 67.8404 19 45 303 9 5 5 8 5 4
195497.6629 4.7793 -3.2634 3 67.8404 19 45 303 9 5 4 8 5 3
195509.3778244.8045 -7.0126 3 649.7639 81 45 30340 635 41 338
195563.7322 4.7831 -3.1670 3 52.8092 19 45 303 9 4 6 8 4 5
195565.5921 4.7833 -3.1670 3 52.8093 19 45 303 9 4 5 8 4 4
195569.9452 66.5139 -4.8994 3 126.0456 37 45 30318 216 17 315
195664.7072 4.7881 -3.0979 3 41.1226 19 45 303 9 3 7 8 3 6
195779.2868 4.8041 -3.0974 3 41.1265 19 45 303 9 3 6 8 3 5
195878.9965 48.1253 -4.3542 3 177.0837 43 45 30321 318 21 219
196179.9051170.3972 -5.5208 3 444.0691 59 45 30329 921 30 822
196180.1053170.3969 -5.5208 3 444.0691 59 45 30329 920 30 823
196200.1156742.9035 -8.9798 3 1888.7847143 45 30371 567 70 664
196257.0859 68.0204 -5.1572 3 263.1181 53 45 30326 324 25 421
196263.5180138.9090 -5.6257 3 592.2096 77 45 30338 632 37 731
196431.7394237.0487 -7.4631 3 1568.6513123 45 303611151 601248
196437.0820237.0614 -7.4631 3 1568.6513123 45 303611150 601249
197469.1399 5.1487 -3.0437 3 32.8787 19 45 303 9 2 7 8 2 6
197546.6419250.9052 -6.8658 3 748.6519 89 45 30344 440 43 637
197718.5712 38.2327 -4.4299 3 285.7768 55 45 30327 324 27 225
197946.8027 87.9576 -6.6227 3 64.9896 25 45 30312 310 13 013

198314.2273352.6150 -9.0392 3 2336.5178141 45 303701852 711755
198314.2273352.6150 -9.0392 3 2336.5178141 45 303701853 711754
198316.2908262.3040 -7.3953 3 464.3565 71 45 30335 333 36 136
198332.1235 69.5938 -5.6064 3 35.3243 13 45 303 6 4 3 7 3 4
198381.1659262.1957 -7.0415 3 464.3543 71 45 30335 333 36 036
198384.6092 69.5727 -5.6062 3 35.3226 13 45 303 6 4 2 7 3 5
198967.2944 36.6320 -4.5856 3 56.4105 25 45 30312 211 12 112
199263.6311210.8280 -5.9788 3 732.6512 77 45 303381128 391029
199263.6441210.8279 -5.9788 3 732.6512 77 45 303381127 391030
199440.8563331.5384 -7.5686 3 966.1667 99 45 30349 743 50 446
199518.6794 50.9131 -4.3412 3 161.5064 41 45 30320 317 20 218
199666.3404112.9424 -4.9988 3 240.0194 51 45 30325 223 25 224
199935.7304196.7896 -6.5987 3 1129.4769105 45 30352 944 511041
199951.7137279.9724 -7.8047 3 1063.9549103 45 30351 844 52 647
199954.8666354.5740 -6.5239 3 690.6134 87 45 30343 341 42 438
200014.6698196.9423 -6.5983 3 1129.4769105 45 30352 943 511042
200115.7925 5.1273 -3.0065 3 28.4266 19 45 303 9 1 8 8 1 7
200287.7175329.4847 -8.4555 3 1415.2891119 45 30359 951 60 754
200363.0211 39.6098 -7.3355 3 2.1714 5 45 303 2 2 1 2 0 2
200422.0297154.3214 -6.3659 3 526.7225 75 45 30337 334 36 531
200451.0572 39.5925 -6.7962 3 4.3405 7 45 303 3 2 2 3 0 3
200533.2055233.6645 -7.2718 3 762.5303 87 45 30343 737 44 540
200653.7021 39.5533 -6.4382 3 7.2293 9 45 303 4 2 3 4 0 4
200722.0212 70.8077 -4.5796 3 121.1522 37 45 30318 117 18 018
201043.0052 39.4808 -6.1676 3 10.8348 11 45 303 5 2 4 5 0 5
201076.9339116.8443 -6.5559 3 157.8902 39 45 30319 416 20 219

201632.3962191.1300 -6.8676 3 511.0251 71 45 30335 630 36 433
201679.1817381.4018 -9.2182 3 1816.5307135 45 303671058 68 861
201706.7581 39.3653 -5.9508 3 15.1536 13 45 303 6 2 5 6 0 6
202228.5056109.7884 -5.2086 3 140.3438 31 45 30315 610 16 511
202235.5628109.7826 -5.2086 3 140.3435 31 45 30315 6 9 16 512
202254.1504251.2863 -6.6175 3 1093.3542 95 45 303471335 481236
202254.1512251.2863 -6.6175 3 1093.3542 95 45 303471334 481237
202388.7090152.4319 -6.6132 3 309.4624 55 45 30327 523 28 326
202711.1924238.3759 -6.7925 3 436.7254 65 45 30332 626 33 429
202745.5938 39.2052 -5.7713 3 20.1814 15 45 303 7 2 6 7 0 7
203127.9147 44.7639 -4.4392 3 306.3803 57 45 30328 325 28 226
203151.8576297.8129 -9.0577 3 2389.6416151 45 303751462 741559
203151.9583297.8132 -9.0577 3 2389.6416151 45 303751461 741560
203339.4316370.7715 -7.9336 3 908.8809 99 45 30349 446 50 249
203412.2821370.5992 -7.5814 3 908.8785 99 45 30349 446 50 149
203599.1865156.2163 -5.8966 3 762.4280 87 45 30343 737 42 834
203640.7399 13.0410 -4.4847 3 20.1814 17 45 303 8 1 8 7 0 7
203780.7895213.7188 -5.5555 3 652.5983 83 45 30341 437 41 438
203842.5367 52.9660 -4.3295 3 146.6669 39 45 30319 316 19 217
204268.4489 39.0149 -5.6198 3 25.9139 17 45 303 8 2 7 8 0 8
204334.1823112.4653 -5.3785 3 467.5162 69 45 30334 530 33 627
204645.8093157.7981 -5.8920 3 762.4267 87 45 30343 736 42 835
205185.1216291.7625 -7.4256 3 1526.1784113 45 303561541 571444
205185.1216291.7625 -7.4256 3 1526.1784113 45 303561542 571443
205268.7323561.8040 -8.9547 3 1793.3279137 45 30368 761 67 958
205652.8392150.1194 -5.3150 3 317.4779 49 45 30324 817 25 718

205653.4135150.1187 -5.3150 3 317.4778 49 45 30324 816 25 719
206059.7759542.2739 -7.9128 3 1215.9494115 45 30357 354 56 551
206090.5991314.6942 -6.7486 3 659.3957 85 45 30342 240 41 437
206284.6859522.9666 -8.6927 3 1545.8700129 45 30364 460 65 363
206329.6387522.8215 -9.0436 3 1545.8685129 45 30364 460 65 263
206369.5086257.4702 -7.9500 3 1839.0130133 45 303661255 651352
206371.1288257.4744 -7.9500 3 1839.0130133 45 303661254 651353
206386.3487 38.8342 -5.4905 3 32.3464 19 45 303 9 2 8 9 0 9
206387.6203 80.4105 -4.4290 3 221.3132 49 45 30324 222 24 123
206693.0926 81.5739 -6.8633 3 48.0084 21 45 30310 3 8 11 111
206788.0823 79.5593 -7.0584 3 28.4266 15 45 303 7 3 4 8 1 7
206830.4612440.8974 -8.2651 3 1344.8684117 45 30358 851 59 554
207043.8000483.6480 -8.9373 3 1500.1214127 45 30363 559 64 362
207089.2030317.2572 -7.2013 3 543.0703 77 45 30338 236 39 139
207101.5215483.4720 -8.5863 3 1500.1195127 45 30363 559 64 262
207118.0695317.1990 -7.5555 3 543.0693 77 45 30338 236 39 039
207211.2547 38.8833 -4.5499 3 65.5058 27 45 30313 212 13 113
207347.3154407.0904 -8.2905 3 1329.7026115 45 30357 948 58 751
207706.0644162.4417 -5.1816 3 421.3222 67 45 30333 330 33 331
207744.6714272.1317 -7.4213 3 489.9108 73 45 30336 334 37 137
207794.2584272.0456 -7.0674 3 489.9092 73 45 30336 334 37 037
208075.7524332.2510 -8.3971 3 2031.1240131 45 303651748 661651
208075.7524332.2510 -8.3971 3 2031.1240131 45 303651749 661650
208466.8008420.4678 -7.7287 3 980.8648103 45 30351 348 52 251
208510.3029420.3534 -8.0810 3 980.8633103 45 30351 348 52 151
208652.2599 54.2718 -4.3194 3 132.5691 37 45 30318 315 18 216

208805.4858 87.5358 -5.1933 3 357.7951 61 45 30330 427 29 524
208844.0690190.5187 -5.6636 3 566.7307 67 45 303331024 34 925
208844.1085190.5186 -5.6636 3 566.7307 67 45 303331023 34 926
209204.9454 38.7367 -5.3794 3 39.4741 21 45 30310 2 9 10 010
209227.1498 90.9543 -5.9966 3 388.7192 65 45 30332 230 31 427
209453.9394131.1892 -6.4095 3 187.4240 43 45 30321 418 22 121
209617.5049 10.8205 -4.3552 3 40.3009 23 45 30311 011 10 110
209805.0236217.2113 -6.9994 3 1360.5077115 45 303571048 561145
209829.6851217.2646 -6.9993 3 1360.5077115 45 303571047 561146
210207.1516 54.0948 -4.4473 3 327.6795 59 45 30329 326 29 227
210209.2393 6.1699 -2.9274 3 33.2891 21 45 30310 110 9 1 9
210552.1432 36.2782 -4.6444 3 72.4176 29 45 30314 113 13 212
210835.2254351.3788 -7.4121 3 1046.9247105 45 30352 547 51 744
210937.8026372.7482 -9.5283 3 2608.1913149 45 303741955 751858
210937.8026372.7482 -9.5283 3 2608.1913149 45 303741956 751857
211003.6635555.7988 -7.5509 3 1215.9494115 45 30357 454 56 551
211325.3159 89.6189 -5.2871 3 74.5591 21 45 30310 5 6 11 4 7
211340.4601 89.6097 -5.2870 3 74.5586 21 45 30310 5 5 11 4 8
211626.0239 70.3704 -5.1324 3 282.1491 55 45 30327 325 26 422
211904.4233230.9563 -6.2052 3 888.1038 85 45 303421231 431132
211904.4258230.9563 -6.2052 3 888.1038 85 45 303421230 431133
212396.9240 87.6265 -6.6786 3 55.7991 23 45 30311 3 9 12 012
212744.4525457.9865 -8.1130 3 1395.1493121 45 30360 654 59 851
212816.7635 38.8302 -5.2836 3 47.2930 23 45 30311 210 11 011
213134.8469318.2508 -9.6784 3 2720.8177161 45 303801566 791663
213134.8766318.2509 -9.6784 3 2720.8177161 45 303801565 791664

213542.0140176.9353 -6.2082 3 954.1269 97 45 30348 841 47 938
213554.3400 29.7207 -4.8914 3 3.9034 7 45 303 3 2 2 2 1 1
213685.3914 5.9225 -2.9080 3 32.3464 21 45 30310 010 9 0 9
213730.0454 80.7808 -4.9979 3 134.5776 39 45 30319 118 19 119
213746.0985 54.8945 -4.3114 3 119.2165 35 45 30317 314 17 215
213886.2497177.5326 -6.2068 3 954.1265 97 45 30348 840 47 939
213935.1524126.7243 -6.5885 3 106.6124 31 45 30315 411 16 214
214064.2749380.6293 -7.9743 3 944.5311101 45 30350 447 51 250
214120.6037380.4925 -7.6219 3 944.5292101 45 30350 447 51 150
214580.4885280.4291 -6.0845 3 970.1836101 45 30350 545 50 546
214883.8710271.4178 -6.9218 3 1281.5978103 45 303511438 521339
214883.8712271.4178 -6.9218 3 1281.5978103 45 303511437 521340
215010.1112129.8750 -5.1850 3 212.3673 39 45 30319 713 20 614
215011.6533129.8734 -5.1850 3 212.3673 39 45 30319 712 20 615
215218.8481293.3135 -7.1001 3 670.2317 81 45 30340 733 41 536
215435.7312332.5503 -6.3546 3 659.3957 85 45 30342 340 41 437
215628.0429124.7137 -5.3293 3 467.4968 69 45 30334 529 33 628
215801.9056111.6293 -5.1207 3 336.5968 59 45 30329 425 28 524
216089.5526 41.5136 -4.5177 3 75.2933 29 45 30314 213 14 114
216320.2676277.8952 -8.4861 3 2130.8582143 45 303711359 701456
216320.7545277.8966 -8.4861 3 2130.8582143 45 303711358 701457
216503.9880 5.3112 -2.9277 3 39.2307 21 45 30310 2 9 9 2 8
216591.6351184.8999 -6.5515 3 372.3432 61 45 30330 526 31 229
216632.2449116.7002 -6.5219 3 143.5617 37 45 30318 415 19 218
216651.7630135.2516 -5.5856 3 619.8760 79 45 30339 634 38 731
216983.8042481.8068 -8.6385 3 2297.8449155 45 30377 869 77 870

217141.5914 5.3067 -3.8965 3 167.9064 21 45 30310 9 1 9 9 0
217141.5914 5.3067 -3.8965 3 167.9064 21 45 30310 9 2 9 9 1
217153.9733 5.3072 -3.5598 3 139.5075 21 45 30310 8 2 9 8 1
217153.9733 5.3072 -3.5598 3 139.5075 21 45 30310 8 3 9 8 2
217172.1834 5.3080 -3.3562 3 114.4501 21 45 30310 7 3 9 7 2
217172.1834 5.3080 -3.3562 3 114.4501 21 45 30310 7 4 9 7 3
217200.5962 5.3093 -3.2123 3 92.7346 21 45 30310 6 5 9 6 4
217200.5964 5.3093 -3.2123 3 92.7346 21 45 30310 6 4 9 6 3
217248.6836 5.3119 -3.1050 3 74.3615 21 45 30310 5 6 9 5 5
217248.7236 5.3119 -3.1050 3 74.3615 21 45 30310 5 5 9 5 4
217294.4441 39.2470 -5.2009 3 55.7991 25 45 30312 211 12 012
217302.6172 29.7030 -4.8923 3 3.7821 7 45 303 3 2 1 2 1 2
217338.6959 5.3176 -3.0241 3 59.3325 21 45 30310 4 7 9 4 6
217342.7207 5.3182 -3.0241 3 59.3326 21 45 30310 4 6 9 4 5
217459.6024 5.3231 -2.9645 3 47.6493 21 45 30310 3 8 9 3 7
217484.4936281.8117 -7.4493 3 516.1488 75 45 30337 335 38 138
217522.3492281.7436 -7.0951 3 516.1475 75 45 30337 335 38 038
217655.1985 5.3542 -2.9638 3 47.6569 21 45 30310 3 7 9 3 6
217809.8506311.8955 -7.8048 3 1747.2130121 45 303601644 611547
217809.8506311.8955 -7.8048 3 1747.2130121 45 303601645 611546
217914.8864288.9532 -6.6012 3 628.9176 83 45 30341 239 40 436
218346.8474 76.6760 -4.5410 3 134.4236 39 45 30319 118 19 019
218348.2174170.2317 -5.4091 3 422.2918 57 45 30328 920 29 821
218348.3334170.2316 -5.4091 3 422.2918 57 45 30328 919 29 822
218607.5097572.7697 -9.0911 3 1785.8438135 45 30367 959 68 662
218780.2180493.0052 -8.9942 3 1545.8700129 45 30364 560 65 363

218821.8762723.1073 -9.0973 3 1836.9741141 45 30370 466 69 663
218825.1707492.8655 -8.6430 3 1545.8685129 45 30364 560 65 263
218926.8362 54.9493 -4.3061 3 106.6124 33 45 30316 313 16 214
218987.5507 65.4977 -4.4544 3 349.6688 61 45 30330 327 30 228
219692.9399237.6191 -7.4499 3 1613.0220125 45 303621152 611249
219700.5343237.6372 -7.4499 3 1613.0220125 45 303621151 611250
219780.6788349.1492 -6.7804 3 1350.2671119 45 30359 653 59 654
219873.5717 5.8492 -2.9148 3 39.4656 21 45 30310 2 8 9 2 7
220137.8871120.2837 -4.9635 3 258.5316 53 45 30326 224 26 225
220162.1812 69.5250 -5.7393 3 30.2495 11 45 303 5 4 2 6 3 3
220183.1750 69.5165 -5.7392 3 30.2488 11 45 303 5 4 1 6 3 4
220299.7507 80.7955 -6.9086 3 40.3009 19 45 303 9 3 7 10 110
220307.0241417.1528 -7.6336 3 1792.8263137 45 30368 761 68 762
220323.8660527.4517 -8.7417 3 1592.3019131 45 30365 461 66 364
220358.8359527.3373 -9.0929 3 1592.3008131 45 30365 461 66 264
220429.1204454.4121 -8.9796 3 1718.8410131 45 303651055 66 858
220528.0870153.2933 -6.5426 3 289.2082 53 45 30326 522 27 325
220698.6776352.3844 -8.8495 3 2284.9498139 45 303691851 701754
220698.6776352.3844 -8.8495 3 2284.9498139 45 303691852 701753
220784.1031140.6839 -5.5686 3 619.8697 79 45 30339 633 38 732
220828.3438323.3091 -7.2170 3 570.6754 79 45 30339 237 40 140
220850.3317323.2639 -7.5713 3 570.6747 79 45 30339 237 40 040
221100.9728 13.9036 -4.3657 3 25.9139 19 45 303 9 1 9 8 0 8
221500.4085210.6424 -5.8477 3 704.3355 75 45 303371127 381028
221500.4162210.6424 -5.8477 3 704.3355 75 45 303371126 381029
221662.3923 99.9033 -5.9818 3 412.3365 67 45 30333 231 32 428

222027.3087 90.2827 -4.4105 3 239.2735 51 45 30325 223 25 124
222082.2315192.8227 -6.7673 3 484.8479 69 45 30334 629 35 432
222141.0031 5.6275 -2.8838 3 35.1018 21 45 30310 1 9 9 1 8
222252.1767 96.1206 -4.9300 3 227.1506 49 45 30324 321 23 420
222422.7334425.4925 -7.7607 3 1017.8819105 45 30352 349 53 252
222456.2912425.4029 -8.1133 3 1017.8808105 45 30352 349 53 152
222539.3131735.6180 -8.7446 3 1836.9741141 45 30370 566 69 663
222686.2055 40.1211 -5.1294 3 64.9896 27 45 30313 212 13 013
223030.6934235.8422 -7.1456 3 730.4348 85 45 30342 736 43 539
223367.2101197.4250 -6.5716 3 1167.3099107 45 30353 945 521042
223477.5310197.6412 -6.5712 3 1167.3098107 45 30353 944 521043
223536.6184255.5556 -6.9068 3 619.6464 79 45 30339 634 40 337
223710.3210178.9026 -6.5267 3 234.5641 47 45 30323 518 24 321
224010.1641 54.5794 -4.3039 3 94.7592 31 45 30315 312 15 213
224213.7390109.6745 -5.1538 3 128.7363 29 45 30314 6 9 15 510
224217.4379109.6715 -5.1538 3 128.7362 29 45 30314 6 8 15 511
224236.6011282.2147 -7.6552 3 1025.9471101 45 30350 843 51 646
224541.8002251.0855 -6.4699 3 1058.4996 93 45 303461334 471235
224541.8007251.0855 -6.4699 3 1058.4996 93 45 303461333 471236
224975.8475390.2516 -8.0178 3 980.8648103 45 30351 448 52 251
225019.3496390.1434 -7.6652 3 980.8633103 45 30351 448 52 151
225587.5872 44.5072 -4.4888 3 85.7718 31 45 30315 214 15 115
225617.4908 74.5325 -5.1233 3 301.9366 57 45 30328 326 27 423
226106.6301331.3865 -8.2850 3 1371.3755117 45 30358 950 59 753
226281.5075298.3238 -9.0709 3 2444.1870153 45 303761463 751560
226281.6528298.3243 -9.0709 3 2444.1870153 45 303761462 751561

226375.8718 69.1140 -4.7592 3 139.1158 39 45 30319 217 18 316
227162.6442112.0445 -5.3258 3 492.2831 71 45 30335 531 34 628
227180.2974227.8218 -5.5415 3 683.0354 85 45 30342 438 42 439
227195.2580156.7813 -5.8553 3 793.7248 89 45 30344 738 43 835
227230.9149141.9129 -6.2651 3 553.8830 77 45 30338 335 37 532
227493.6194291.3389 -7.4792 3 543.0703 77 45 30338 336 39 139
227511.9551291.5498 -7.2629 3 1484.7847111 45 303551541 561442
227511.9552291.5498 -7.2629 3 1484.7847111 45 303551540 561443
227522.4858291.2852 -7.1249 3 543.0693 77 45 30338 336 39 039
227590.2584521.1149 -7.7123 3 1174.3753113 45 30356 353 55 550
227607.0577262.4339 -6.4670 3 599.1851 81 45 30340 238 39 435
227755.1752149.9729 -5.2219 3 299.3340 47 45 30323 816 24 717
227755.4987149.9725 -5.2219 3 299.3340 47 45 30323 815 24 718
228141.8482 87.6481 -6.7609 3 47.2930 21 45 30310 3 8 11 011
228464.4051345.3489 -7.5371 3 953.6402 97 45 30348 840 49 643
228622.2332158.9759 -5.8498 3 793.7228 89 45 30344 737 43 836
228792.5895382.6316 -9.0287 3 1766.7180133 45 303661057 67 860
228832.8246 53.9360 -4.3054 3 83.6589 29 45 30314 311 14 212
229006.5716133.5429 -6.3989 3 171.4994 41 45 30320 417 21 120
229014.2216 41.5593 -5.0678 3 74.8622 29 45 30314 213 14 014
229351.0057309.7253 -6.1959 3 628.9176 83 45 30341 339 40 436
229432.3718 86.4146 -5.1473 3 379.6788 63 45 30331 428 30 525
229473.7268 78.3408 -4.4610 3 372.3432 63 45 30331 328 31 229
229601.4808258.0279 -7.9497 3 1887.0199135 45 303671256 661353
229603.7925258.0339 -7.9497 3 1887.0199135 45 303671255 661354
229921.5739172.5339 -5.1584 3 445.7983 69 45 30334 331 34 332

230433.6586332.0286 -8.2199 3 1983.1910129 45 303641747 651650
230433.6586332.0286 -8.2199 3 1983.1910129 45 303641748 651649
230603.3732502.1216 -9.0546 3 1592.3019131 45 30365 561 66 364
230638.3431502.0108 -8.7032 3 1592.3008131 45 30365 561 66 264
231029.5247190.3482 -5.5478 3 542.0490 65 45 303321023 33 924
231029.5478190.3481 -5.5478 3 542.0490 65 45 303321022 33 925
231066.2604 6.8514 -2.8185 3 40.3009 23 45 30311 111 10 110
231178.8672114.7225 -5.9917 3 436.7254 69 45 30334 232 33 429
232069.8328239.5495 -6.7415 3 780.8970 91 45 30345 441 44 638
232557.8460346.7936 -7.4278 3 929.2779 97 45 30348 742 49 445
232671.4863 85.5799 -4.9573 3 148.4979 41 45 30320 119 20 120
232673.5112 79.5156 -7.1942 3 22.4883 13 45 303 6 3 3 7 1 6
233020.5565116.7678 -6.4976 3 129.9364 35 45 30317 414 18 217
233187.4153217.8353 -6.9852 3 1401.9766117 45 303581049 571146
233212.2279 89.5328 -5.2896 3 66.5824 19 45 303 9 5 5 10 4 6
233219.2964 89.5286 -5.2895 3 66.5822 19 45 303 9 5 4 10 4 7
233222.0838217.9111 -6.9851 3 1401.9766117 45 303581048 571147
233259.9408 53.1596 -4.3113 3 73.3129 27 45 30313 310 13 211
233320.9374372.5179 -9.3372 3 2553.7188147 45 303731954 741857
233320.9374372.5179 -9.3372 3 2553.7188147 45 303731955 741856
233437.8914 29.7710 -4.7669 3 6.1357 9 45 303 4 2 3 3 1 2
233559.6150 10.5054 -4.2220 3 48.0084 25 45 30312 012 11 111
233681.7532537.2936 -7.3475 3 1174.3753113 45 30356 453 55 550
234060.7919532.3467 -8.7966 3 1639.4171133 45 30366 462 67 365
234087.9670532.2567 -9.1480 3 1639.4162133 45 30366 462 67 265
234150.7455230.7678 -6.0714 3 856.8836 83 45 303411230 421131

234150.7470230.7678 -6.0714 3 856.8836 83 45 303411229 421132
234232.9351329.4663 -7.2382 3 598.9641 81 45 30340 238 41 141
234249.6663329.4312 -7.5926 3 598.9635 81 45 30340 238 41 041
234402.7665 6.7223 -2.8020 3 39.4741 23 45 30311 011 10 010
234844.2828 80.2573 -6.9783 3 33.2891 17 45 303 8 3 6 9 1 9
234965.3875235.4932 -6.3465 3 570.2038 79 45 30339 237 38 434
235587.6575232.5417 -6.6646 3 412.3365 63 45 30331 625 32 428
235686.4488 47.8365 -4.4629 3 96.9404 33 45 30316 215 16 116
236042.0973430.8182 -7.7986 3 1055.5826107 45 30353 350 54 253
236042.4161399.6536 -8.0639 3 1017.8819105 45 30352 449 53 252
236067.9558430.7481 -8.1513 3 1055.5817107 45 30353 350 54 153
236075.9739399.5681 -7.7112 3 1017.8808105 45 30352 449 53 152
236275.8680 43.6173 -5.0147 3 85.4153 31 45 30315 214 15 015
236356.2304 82.0807 -4.5069 3 148.3750 41 45 30320 119 20 020
237036.4740129.7499 -5.1146 3 197.8562 37 45 30318 712 19 613
237037.3050129.7491 -5.1146 3 197.8562 37 45 30318 711 19 614
237127.0497177.5979 -6.1798 3 989.0591 99 45 30349 842 48 939
237176.4494271.2155 -6.7720 3 1243.8388101 45 303501437 511338
237176.4495271.2155 -6.7720 3 1243.8388101 45 303501436 511339
237190.8916 52.3663 -4.3223 3 63.7216 25 45 30312 3 9 12 210
237601.0237178.4327 -6.1781 3 989.0584 99 45 30349 841 48 940
237723.8757134.2487 -6.0244 3 461.8858 71 45 30335 233 34 430
237733.4750300.7128 -7.5112 3 570.6754 79 45 30339 337 40 140
237755.4630300.6706 -7.1569 3 570.6747 79 45 30339 337 40 040
238014.5846 5.8512 -2.8167 3 46.4525 23 45 30311 210 10 2 9
238065.2926 80.9541 -5.1291 3 322.4842 59 45 30329 327 28 424

238470.6530 14.7051 -4.2577 3 32.3464 21 45 30310 110 9 0 9
238787.9612 99.8518 -4.3941 3 257.9095 53 45 30326 224 26 125
238854.6289 5.8373 -3.8936 3 206.8894 23 45 3031110 1 1010 0
238854.6289 5.8373 -3.8936 3 206.8894 23 45 3031110 2 1010 1
238866.3501 5.8378 -3.5476 3 175.1494 23 45 30311 9 2 10 9 1
238866.3501 5.8378 -3.5476 3 175.1494 23 45 30311 9 3 10 9 2
238882.8312 5.8385 -3.3346 3 146.7509 23 45 30311 8 3 10 8 2
238882.8312 5.8385 -3.3346 3 146.7509 23 45 30311 8 4 10 8 3
238907.0711 5.8396 -3.1809 3 121.6942 23 45 30311 7 4 10 7 3
238907.0711 5.8396 -3.1809 3 121.6942 23 45 30311 7 5 10 7 4
238944.8954 5.8415 -3.0634 3 99.9796 23 45 30311 6 6 10 6 5
238944.8961 5.8415 -3.0634 3 99.9796 23 45 30311 6 5 10 6 4
239008.9052 5.8452 -2.9721 3 81.6082 23 45 30311 5 7 10 5 6
239009.0053 5.8452 -2.9721 3 81.6082 23 45 30311 5 6 10 5 5
239127.5600 5.8533 -2.9014 3 66.5822 23 45 30311 4 8 10 4 7
239130.2971 37.0177 -4.4974 3 82.5013 31 45 30315 114 14 213
239135.5956 5.8546 -2.9014 3 66.5824 23 45 30311 4 7 10 4 6
239263.4463 5.8583 -2.8486 3 54.9030 23 45 30311 3 9 10 3 8
239365.4115154.2084 -6.4805 3 269.6646 51 45 30325 521 26 324
239527.7673278.4416 -8.4980 3 2182.5013145 45 303721360 711457
239528.4644278.4436 -8.4980 3 2182.5013145 45 303721359 711458
239579.4688 5.9154 -2.8475 3 54.9171 23 45 30311 3 8 10 3 7
239627.3957298.8636 -6.0836 3 1007.2851103 45 30351 546 51 547
239804.4741208.5692 -6.2406 3 541.9790 77 45 30338 236 37 433
240138.6993311.6820 -7.6401 3 1702.9149119 45 303591643 601546
240138.6993311.6820 -7.6401 3 1702.9149119 45 303591644 601545

240157.5323135.4670 -5.5437 3 648.2746 81 45 30340 635 39 732
240475.2143170.0781 -5.3097 3 401.2438 55 45 30327 919 28 820
240475.2802170.0781 -5.3097 3 401.2438 55 45 30327 918 28 821
240562.9841 51.6380 -4.3392 3 54.8843 23 45 30311 3 8 11 2 9
241043.9101 29.7269 -4.7716 3 5.8930 9 45 303 4 2 2 3 1 3
241061.3529127.0233 -4.9331 3 277.7358 55 45 30327 225 27 226
241214.3143190.9532 -6.4971 3 349.6688 59 45 30329 525 30 228
241300.0061157.1341 -6.0780 3 487.8165 73 45 30336 234 35 431
241543.2414286.3534 -6.0470 3 599.1851 81 45 30340 338 39 435
241635.3287394.3983 -8.0983 3 1286.9848113 45 30356 947 57 750
241639.9010 92.0971 -4.4674 3 395.6983 65 45 30332 329 32 230
241935.6394128.4182 -5.2677 3 492.2557 71 45 30335 530 34 629
241947.3392 69.4711 -6.0465 3 25.9010 9 45 303 4 4 1 5 3 2
241954.3367 69.4683 -6.0465 3 25.9008 9 45 303 4 4 0 5 3 3
241960.8758182.2133 -6.1506 3 514.5153 75 45 30337 235 36 432
242368.6817 6.5699 -2.8017 3 46.7998 23 45 30311 2 9 10 2 8
242492.2280511.0233 -9.1182 3 1639.4171133 45 30366 562 67 365
242519.4030510.9357 -8.7667 3 1639.4162133 45 30366 562 67 265
242773.0583125.5549 -6.5674 3 94.7592 29 45 30314 410 15 213
243031.9606238.2264 -7.4481 3 1658.1270127 45 303631153 621250
243042.6892238.2523 -7.4481 3 1658.1270127 45 303631152 621251
243056.7005352.1619 -8.6705 3 2234.1123137 45 303681850 691753
243056.7005352.1619 -8.6705 3 2234.1123137 45 303681851 691752
243097.3854194.3853 -6.6762 3 459.3880 67 45 30333 628 34 431
243352.1970 51.0218 -4.3629 3 46.7998 21 45 30310 3 7 10 2 8
243700.2990210.4677 -5.7280 3 676.7495 73 45 303361126 371027

243700.3035210.4676 -5.7280 3 676.7495 73 45 303361125 371028
243774.8211 39.5957 -7.3855 3 0.7240 5 45 303 2 2 0 1 0 1
244090.2779 6.1107 -2.7761 3 42.5116 23 45 30311 110 10 1 9
244390.2174710.0429 -8.8745 3 1785.8438139 45 30369 465 68 662
244447.1373 46.2911 -4.9691 3 96.6482 33 45 30316 215 16 016
244564.7096117.1115 -5.0400 3 357.7149 61 45 30330 426 29 525
244758.6028519.3362 -8.6720 3 2354.9530157 45 30378 870 78 871
245034.5326459.7515 -8.0931 3 1301.2035115 45 30357 850 58 553
245085.0123 87.8756 -6.8745 3 39.4741 19 45 303 9 3 7 10 010
245570.5702 50.5340 -4.3946 3 39.4656 19 45 303 9 3 6 9 2 7
245668.3397142.8670 -5.5232 3 648.2657 81 45 30340 634 39 733
245962.7885237.7180 -7.0296 3 699.0629 83 45 30341 735 42 538
246118.0336372.9564 -6.7916 3 1394.0360121 45 30360 654 60 655
246153.5703109.5738 -5.1170 3 117.8567 27 45 30313 6 8 14 5 9
246155.4206109.5723 -5.1170 3 117.8567 27 45 30313 6 7 14 510
246363.0526 51.4658 -4.4401 3 108.7981 35 45 30317 216 17 117
246796.3599250.8946 -6.3332 3 1024.3751 91 45 303451333 461234
246796.3602250.8946 -6.3332 3 1024.3751 91 45 303451332 461235
246898.3160198.1048 -6.5557 3 1205.8777109 45 30354 946 531043
247051.4107198.4087 -6.5551 3 1205.8775109 45 30354 945 531044
247235.8523408.8521 -8.1128 3 1055.5826107 45 30353 450 54 253
247260.4233 50.1695 -4.4359 3 32.8787 17 45 303 8 3 5 8 2 6
247261.7108408.7847 -7.7599 3 1055.5817107 45 30353 450 54 153
247333.1054335.7646 -7.2642 3 627.9363 83 45 30341 239 42 142
247345.8242335.7373 -7.6187 3 627.9359 83 45 30341 239 42 042
247532.2998537.6161 -8.8566 3 1687.2156135 45 30367 463 68 366

247553.3957537.5453 -9.2082 3 1687.2149135 45 30367 463 68 266
 247556.8575447.3627 -7.6562 3 1843.2643139 45 30369 762 69 763
 248059.2057497.1633 -7.5230 3 1133.5134111 45 30355 352 54 549
 248169.1188309.9363 -7.5454 3 598.9641 81 45 30340 338 41 141
 248185.8500309.9031 -7.1909 3 598.9635 81 45 30340 338 41 041
 248486.2793 49.9115 -4.4893 3 27.0357 15 45 303 7 3 4 7 2 5
 248587.0726285.0163 -6.9541 3 639.9827 79 45 30339 732 40 535
 248807.5064 89.9328 -5.1494 3 343.7952 61 45 30330 328 29 425
 248830.5855284.0248 -7.5173 3 988.6687 99 45 30349 842 50 645
 248968.8177725.1123 -8.5207 3 1785.8438139 45 30369 565 68 662
 249325.8299 49.7387 -4.5590 3 21.9329 13 45 303 6 3 3 6 2 4
 249363.5960436.4399 -7.8415 3 1093.9667109 45 30354 351 55 254
 249383.5009436.3850 -8.1944 3 1093.9660109 45 30354 351 55 154
 249450.6188 85.2745 -5.1141 3 402.3074 65 45 30332 429 31 526
 249468.3703298.8608 -9.0946 3 2499.4662155 45 303771464 761561
 249468.5788298.8614 -9.0946 3 2499.4662155 45 303771463 761562
 249808.8836291.3461 -7.1106 3 1444.1212109 45 303541539 551442 249808.8836291.3461
 -7.1106 3 1444.1212109 45 303541540 551441
 249815.4651149.8383 -5.1412 3 281.9189 45 45 30322 815 23 716
 249815.6426149.8381 -5.1412 3 281.9189 45 45 30322 814 23 717
 249842.3535111.3948 -5.2851 3 517.7890 73 45 30336 532 35 629
 249861.3057 49.6304 -4.6534 3 17.5665 11 45 303 5 3 2 5 2 3
 249978.7217136.0751 -6.4033 3 156.2590 39 45 30319 416 20 119
 250172.2416 49.5683 -4.7922 3 13.9334 9 45 303 4 3 1 4 2 2
 250175.8471116.9698 -6.4839 3 117.0159 33 45 30316 413 17 216
 250279.2714 79.8952 -7.0792 3 26.9742 15 45 303 7 3 5 8 1 8

250330.0832 49.5369 -5.0427 3 11.0305 7 45 303 3 3 0 3 2 1
250398.0758343.1714 -7.2950 3 1085.0192107 45 30353 548 52 745
250439.8904 49.5151 -5.0424 3 11.0268 7 45 303 3 3 1 3 2 2
250500.3209 49.5033 -4.7914 3 13.9224 9 45 303 4 3 2 4 2 3
250622.3579 49.4798 -4.6516 3 17.5409 11 45 303 5 3 3 5 2 4
250835.6448 49.4399 -4.5554 3 21.8818 13 45 303 6 3 4 6 2 5
250890.5965157.3457 -5.8253 3 825.7574 91 45 30345 739 44 836
251174.4175 49.3786 -4.4828 3 26.9443 15 45 303 7 3 5 7 2 6
251494.8049240.9692 -5.5329 3 714.1752 87 45 30343 439 43 440
251671.6467 89.9341 -4.9218 3 163.1046 43 45 30321 120 21 121
251676.8067 49.2924 -4.4253 3 32.7276 17 45 303 8 3 6 8 2 7
251685.8342568.0403 -8.8463 3 1843.1266139 45 30369 762 68 959
251818.9575129.1518 -6.1917 3 581.8110 79 45 30339 336 38 533
251870.5188262.7030 -5.9078 3 570.2038 79 45 30339 337 38 434
251886.7647 7.5469 -2.7220 3 48.0084 25 45 30312 112 11 111
252118.1972332.7815 -8.1273 3 1328.1966115 45 30357 949 58 752
252204.1611 47.9381 -4.5161 3 479.4039 71 45 30335 431 35 332
252370.0882 53.7567 -4.4789 3 453.4677 69 45 30334 430 34 331
252384.0549 49.1797 -4.3784 3 39.2307 19 45 303 9 3 7 9 2 8
252714.1780 29.8733 -4.6529 3 9.1113 11 45 303 5 2 4 4 1 3
252764.3322331.8146 -8.0529 3 1935.9884127 45 303631746 641649
252764.3322331.8146 -8.0529 3 1935.9884127 45 303631747 641648
252792.8154181.8268 -5.1401 3 470.9716 71 45 30335 332 35 333
252820.1953160.3675 -5.8185 3 825.7546 91 45 30345 738 44 837
252903.9051258.6189 -7.9598 3 1935.7610137 45 303681257 671354
252907.1844258.6275 -7.9597 3 1935.7610137 45 303681256 671355

253177.0441190.1887 -5.4429 3 518.0968 63 45 303311022 32 923
253177.0573190.1886 -5.4429 3 518.0968 63 45 303311021 32 924
253248.4083265.6149 -6.8157 3 590.2108 77 45 30338 633 39 336
253339.6692 49.0421 -4.3395 3 46.4525 21 45 30310 3 8 10 2 9
253475.4049101.1635 -4.8281 3 244.6180 51 45 30325 322 24 421
253487.2220 49.5265 -4.9299 3 108.5605 35 45 30317 216 17 017
253699.7748 45.6988 -4.5522 3 506.0528 73 45 30336 432 36 333
254072.4133 61.0033 -4.4408 3 428.2505 67 45 30333 429 33 330
254261.3414441.1821 -8.7805 3 1670.2855129 45 303641054 65 857
254428.7239519.7360 -9.1851 3 1687.2156135 45 30367 563 68 366
254449.8198519.6668 -8.8334 3 1687.2149135 45 30367 563 68 266
254469.9265175.7487 -6.4512 3 216.8181 45 45 30322 517 23 320
254588.5310 48.8867 -4.3068 3 54.3918 23 45 30311 3 9 11 210
254598.1524 86.9874 -4.4774 3 163.0069 43 45 30321 120 21 021
255008.3705 7.5534 -2.7081 3 47.2930 25 45 30312 012 11 011
255057.3000 89.4596 -5.3271 3 59.3326 17 45 303 8 5 4 9 4 5
255060.3295 89.4578 -5.3271 3 59.3325 17 45 303 8 5 3 9 4 6
255426.9113106.3013 -4.4739 3 419.7304 67 45 30333 330 33 231
255543.5273516.4181 -7.1542 3 1133.5134111 45 30355 452 54 549
255679.0982372.2954 -9.1560 3 2499.9769145 45 303721953 731856
255679.0982372.2954 -9.1560 3 2499.9769145 45 303721954 731855
255851.5220 15.3840 -4.1591 3 39.4741 23 45 30311 111 10 010
255994.4512383.3363 -8.8532 3 1717.6446131 45 303651056 66 859
256175.9881 48.7270 -4.2792 3 63.0473 25 45 30312 310 12 211
256331.1010455.8425 -8.0014 3 1439.0949123 45 30361 655 60 852
256362.9420230.5894 -5.9478 3 826.3933 81 45 303401229 411130

256362.9429230.5894 -5.9478 3 826.3933 81 45 303401228 411131
256508.3110108.8750 -4.3802 3 277.2206 55 45 30327 225 27 126
256659.7928218.5026 -6.9813 3 1444.1803119 45 303591050 581147
256708.2128218.6096 -6.9811 3 1444.1802119 45 303591049 581148
256957.8824 49.0329 -4.5870 3 533.4078 75 45 30337 433 37 334
257161.9202 68.2584 -4.4021 3 403.7585 65 45 30332 428 32 329
257196.4797 10.1378 -4.1055 3 56.4105 27 45 30313 013 12 112
257590.4425 55.3543 -4.4201 3 121.3441 37 45 30318 217 18 118
257686.8226 71.6669 -4.6352 3 152.9109 41 45 30320 218 19 317
257692.9607101.5696 -5.1838 3 365.8727 63 45 30331 329 30 426
258146.9540 48.5846 -4.2559 3 72.4176 27 45 30313 311 13 212
258190.8111 79.4560 -7.3961 3 17.2887 11 45 303 5 3 2 6 1 5
258531.4658417.8652 -8.1644 3 1093.9667109 45 30354 451 55 254
258551.3707417.8122 -7.8113 3 1093.9660109 45 30354 451 55 154
258769.2247319.0154 -7.5817 3 627.9363 83 45 30341 339 42 142
258781.9436318.9895 -7.2272 3 627.9359 83 45 30341 339 42 042
258826.7195155.1108 -6.4268 3 250.8334 49 45 30324 520 25 323
259020.9533129.6367 -5.0579 3 184.0732 35 45 30317 711 18 612
259021.3857129.6363 -5.0579 3 184.0732 35 45 30317 710 18 613
259438.1880271.0224 -6.6321 3 1206.8098 99 45 303491436 501337
259438.1881271.0224 -6.6321 3 1206.8098 99 45 303491435 501338
259486.0511 6.3969 -2.7189 3 54.3918 25 45 30312 211 11 210
260160.8614342.2231 -7.2946 3 657.5921 85 45 30342 240 43 143
260170.5211342.2020 -7.6493 3 657.5918 85 45 30342 240 43 043
260208.8905239.0596 -5.7785 3 541.9790 77 45 30338 336 37 433
260545.0385 48.4912 -4.2363 3 82.5013 29 45 30314 312 14 213

260567.7071 6.3679 -3.9067 3 249.9378 25 45 3031211 1 1111 0
260567.7071 6.3679 -3.9067 3 249.9378 25 45 3031211 2 1111 1
260578.9199 6.3684 -3.5519 3 214.8567 25 45 3031210 2 1110 1
260578.9199 6.3684 -3.5519 3 214.8567 25 45 3031210 3 1110 2
260594.1378 6.3690 -3.3299 3 183.1171 25 45 30312 9 3 11 9 2
260594.1378 6.3690 -3.3299 3 183.1171 25 45 30312 9 4 11 9 3
260615.5362 6.3700 -3.1669 3 154.7192 25 45 30312 8 4 11 8 3
260615.5362 6.3700 -3.1669 3 154.7192 25 45 30312 8 5 11 8 4
260647.0100 6.3715 -3.0400 3 129.6633 25 45 30312 7 5 11 7 4
260647.0100 6.3715 -3.0400 3 129.6633 25 45 30312 7 6 11 7 5
260696.1284 6.3742 -2.9389 3 107.9500 25 45 30312 6 7 11 6 6
260696.1303 6.3742 -2.9389 3 107.9500 25 45 30312 6 6 11 6 5
260771.3513543.2225 -8.9212 3 1735.6974137 45 30368 464 69 367
260779.2322 6.3794 -2.8582 3 89.5807 25 45 30312 5 8 11 5 7
260779.4607 6.3794 -2.8582 3 89.5807 25 45 30312 5 7 11 5 6
260787.7117543.1669 -9.2731 3 1735.6969137 45 30368 464 69 267
260821.0410178.2960 -6.1617 3 1024.7267101 45 30350 843 49 940
260931.3135 6.3905 -2.7948 3 74.5586 25 45 30312 4 9 11 4 8
260946.3464 6.3932 -2.7947 3 74.5591 25 45 30312 4 8 11 4 7
261073.5082 6.3933 -2.7469 3 62.8839 25 45 30312 310 11 3 9
261466.1216 74.7326 -4.3632 3 379.9976 63 45 30331 427 31 328
261468.8012179.4544 -6.1595 3 1024.7258101 45 30350 842 49 941
261561.3533 6.4928 -2.7453 3 62.9087 25 45 30312 3 9 11 3 8
261831.2604593.8906 -8.8925 3 1735.4013133 45 30366 958 67 661
261836.0971335.2315 -7.3783 3 917.5438 95 45 30347 839 48 642
262055.0246 58.1597 -4.6204 3 561.4626 77 45 30338 434 38 335

262297.8133133.0570 -4.9074 3 297.6310 57 45 30328 226 28 227
262423.4734442.3424 -7.8889 3 1133.0343111 45 30355 352 56 255
262438.7799442.2996 -8.2420 3 1133.0338111 45 30355 352 56 155
262439.4942311.4772 -7.4850 3 1659.3470117 45 303581642 591545
262439.4942311.4772 -7.4850 3 1659.3470117 45 303581643 591544
262563.5194169.9356 -5.2210 3 380.9247 53 45 30326 918 27 819
262563.5560169.9355 -5.2210 3 380.9247 53 45 30326 917 27 820
262799.5275279.0183 -8.5197 3 2234.8785147 45 303731361 721458
262800.5198279.0211 -8.5197 3 2234.8785147 45 303731360 721459
263105.6965 88.1890 -7.0254 3 32.3464 17 45 303 8 3 6 9 0 9
263343.3266 53.2379 -4.8966 3 121.1522 37 45 30318 217 18 018
263411.7277 48.4884 -4.2199 3 93.2966 31 45 30315 313 15 214
263689.0313135.5693 -5.5123 3 677.4106 83 45 30341 636 40 733
264588.0636115.7832 -5.2317 3 388.7192 65 45 30332 330 31 427
264602.2306195.7757 -6.5936 3 434.6475 65 45 30332 627 33 430
264933.4458 7.2924 -2.7018 3 54.8843 25 45 30312 210 11 2 9
265078.2002225.1872 -6.6456 3 813.9050 93 45 30346 442 45 639
265389.0329351.9474 -8.5008 3 2184.0053135 45 303671849 681752
265389.0329351.9474 -8.5008 3 2184.0053135 45 303671850 681751
265590.7783 39.5777 -6.7928 3 2.1714 7 45 303 3 2 1 2 0 2
265607.8760 29.8000 -4.6649 3 8.7068 11 45 303 5 2 3 4 1 4
265753.1951316.0315 -6.0884 3 1045.0928105 45 30352 547 52 548
265865.1223210.3031 -5.6181 3 649.8929 71 45 303351125 361026
265865.1249210.3031 -5.6181 3 649.8929 71 45 303351124 361027
265951.5711 6.5804 -2.6810 3 50.6536 25 45 30312 111 11 110
266138.5425486.6139 -9.5808 3 2103.5522145 45 303721161 73 964

266397.5169528.2839 -9.2551 3 1735.6974137 45 30368 564 69 367
266413.8773528.2294 -8.9032 3 1735.6969137 45 30368 564 69 267
266451.8695238.8733 -7.4559 3 1703.9666129 45 303641154 631251
266455.3260215.7294 -5.6592 3 514.5153 75 45 30337 335 36 432
266466.9342238.9100 -7.4558 3 1703.9666129 45 303641153 631252
266556.8775 79.6574 -7.2216 3 21.3574 13 45 303 6 3 4 7 1 7
266785.6305 48.6285 -4.2063 3 104.8021 33 45 30316 314 16 215
266791.4733 80.0172 -4.3245 3 356.9735 61 45 30330 426 30 327
267204.5423470.5831 -7.3440 3 1093.3716109 45 30354 351 53 548
267332.6814196.7085 -6.4558 3 327.6795 57 45 30328 524 29 227
267349.9855360.4116 -7.3044 3 893.0740 95 45 30347 741 48 444
267388.0071227.0923 -6.5592 3 388.7192 61 45 30330 624 31 427
267751.8869 37.5223 -4.3664 3 93.2966 33 45 30316 115 15 214
268030.6202117.2451 -6.4815 3 104.8021 31 45 30315 412 16 215
268053.4579109.4846 -5.0988 3 107.7045 25 45 30312 6 7 13 5 8
268054.3345109.4838 -5.0988 3 107.7045 25 45 30312 6 6 13 5 9
268735.2623 84.3102 -5.0927 3 425.6834 67 45 30333 430 32 527
268963.6498133.0042 -5.2163 3 517.7508 73 45 30336 531 35 630
269019.1679250.7130 -6.2057 3 990.9803 89 45 303441332 451233
269019.1681250.7130 -6.2057 3 990.9803 89 45 303441331 451234
269042.3787 71.7212 -4.6526 3 590.2108 79 45 30339 435 39 336
269256.4155239.2818 -6.9230 3 668.4166 81 45 30340 734 41 537
269338.2491 59.4586 -4.4030 3 134.5776 39 45 30319 218 19 119
269383.2392132.3574 -5.2928 3 412.3365 67 45 30333 331 32 428
269505.9935327.9585 -7.6203 3 657.5921 85 45 30342 340 43 143
269515.6532327.9383 -7.2657 3 657.5918 85 45 30342 340 43 043

269648.4471693.1802 -8.6617 3 1735.4013137 45 30368 464 67 661
269907.7949426.7115 -8.2186 3 1133.0343111 45 30355 452 56 255
269923.1015426.6699 -7.8654 3 1133.0338111 45 30355 452 56 155
270531.0955193.0403 -5.5504 3 487.8165 73 45 30336 334 35 431
270532.6492198.8307 -6.5492 3 1245.1808111 45 30355 947 541044
270623.5168 93.8600 -4.8915 3 178.3970 45 45 30322 121 22 122
270701.8010 48.9722 -4.1952 3 117.0159 35 45 30317 315 17 216
270740.8921120.5208 -4.4810 3 444.4367 69 45 30334 331 34 232
270743.6544199.2551 -6.5486 3 1245.1806111 45 30355 946 541045
270918.1468124.3931 -6.5688 3 83.6589 27 45 30313 4 9 14 212
270972.1725145.5601 -5.4876 3 677.3980 83 45 30341 635 40 734
271388.1524 30.0531 -4.5495 3 12.8293 13 45 303 6 2 5 5 1 4
271836.8835149.7147 -5.0718 3 265.2323 43 45 30321 814 22 715
271836.9782149.7145 -5.0718 3 265.2323 43 45 30321 813 22 716
271998.1854150.9917 -5.3667 3 436.7254 69 45 30334 332 33 429
272076.9333291.1511 -6.9673 3 1404.1878107 45 303531538 541441
272076.9333291.1511 -6.9673 3 1404.1878107 45 303531539 541440
272240.4486138.5662 -6.4234 3 141.7069 37 45 30318 415 19 118
272310.7827110.4816 -5.2549 3 544.0355 75 45 30337 533 36 630
272385.3177171.3404 -5.4528 3 461.8858 71 45 30335 333 34 430
272671.4305 8.2554 -2.6362 3 56.4105 27 45 30313 113 12 112
272714.2732299.4251 -9.1274 3 2555.4795157 45 303781465 771562
272714.5710299.4261 -9.1274 3 2555.4795157 45 303781464 771563
272748.0568348.8482 -7.3290 3 687.9315 87 45 30343 241 44 144
272755.3867348.8319 -7.6837 3 687.9313 87 45 30343 241 44 044
272927.4355 83.9320 -4.2864 3 334.6913 59 45 30329 425 29 326

272937.6901 91.4050 -4.4525 3 178.3198 45 45 30322 121 22 022
273335.5202 15.9033 -4.0690 3 47.2930 25 45 30312 112 11 011
273666.1994285.4246 -7.3896 3 952.1214 97 45 30348 841 49 644
273726.0509395.2263 -6.8088 3 1438.5147123 45 30361 655 61 656
273807.1071549.1287 -8.9900 3 1784.8626139 45 30369 465 70 368
273819.7830549.0851 -9.3420 3 1784.8622139 45 30369 465 70 268
273905.0013117.8994 -6.1431 3 610.5099 81 45 30340 337 39 534
273955.0511 57.3277 -4.8683 3 134.4236 39 45 30319 218 19 019
274231.5433555.1136 -8.7120 3 2412.7780159 45 30379 871 79 872
274348.2133123.4795 -4.9702 3 379.5679 63 45 30331 427 30 526
274679.7924157.8940 -5.8048 3 858.5267 93 45 30346 740 45 837
274748.9404383.2562 -7.9292 3 1245.0470111 45 30355 946 56 749
275010.6388117.1535 -4.3688 3 297.2070 57 45 30328 226 28 127
275068.5852331.6087 -7.8946 3 1889.5161125 45 303621745 631648
275068.5852331.6087 -7.8946 3 1889.5161125 45 303621746 631647
275191.1428 49.5861 -4.1864 3 129.9364 37 45 30318 316 18 217
275254.8706448.5050 -7.9403 3 1172.7853113 45 30356 353 57 256
275266.6299448.4716 -8.2936 3 1172.7850113 45 30356 353 57 156
275274.6126711.2611 -8.3064 3 1735.4013137 45 30368 564 67 661
275288.7533190.0394 -5.3476 3 494.8735 61 45 303301021 31 922
275288.7607190.0394 -5.3476 3 494.8735 61 45 303301020 31 923
275523.6294 8.3969 -2.6247 3 55.7991 27 45 30313 013 12 012
276178.1233190.1697 -5.1264 3 496.8405 73 45 30336 333 36 334
276279.3853259.2455 -7.9788 3 1985.2366139 45 303691258 681355
276284.0111259.2578 -7.9788 3 1985.2366139 45 303691257 681356
276287.2860475.8541 -7.6851 3 1894.4157141 45 30370 763 70 764

276372.4121493.3717 -6.9699 3 1093.3716109 45 30354 451 53 548
276583.0565252.9716 -5.5294 3 746.0155 89 45 30344 440 44 441
276868.0121 89.3971 -5.4132 3 52.8093 15 45 303 7 5 3 8 4 4
276869.1772 89.3964 -5.4132 3 52.8092 15 45 303 7 5 2 8 4 5
277268.2984162.0236 -5.7964 3 858.5226 93 45 30346 739 45 838
277943.8290 88.2031 -4.6836 3 619.6464 81 45 30340 436 40 337
278012.9437372.0804 -8.9833 3 2446.9654143 45 303711952 721855
278012.9437372.0804 -8.9833 3 2446.9654143 45 303711953 721854
278262.6412333.7185 -7.9807 3 1285.7538113 45 30356 948 57 751
278385.7074536.6897 -9.3281 3 1784.8626139 45 30369 565 70 368
278398.3832536.6467 -8.9760 3 1784.8622139 45 30369 565 70 268
278542.5410230.4206 -5.8332 3 796.6324 79 45 303391228 401129
278542.5415230.4206 -5.8332 3 796.6324 79 45 303391227 401130
278838.3863155.9535 -6.3817 3 232.7167 47 45 30323 519 24 322
279652.4235 86.4485 -4.2493 3 313.1560 57 45 30328 424 28 325
280225.7447219.2159 -6.9862 3 1487.1191121 45 303601051 591148
280279.8999 50.5372 -4.1798 3 143.5617 39 45 30319 317 19 218
280292.9445219.3661 -6.9860 3 1487.1190121 45 303601050 591149
280355.0021336.7755 -7.6611 3 687.9315 87 45 30343 341 44 144
280362.3319336.7597 -7.3064 3 687.9313 87 45 30343 341 44 044
280496.8918 9.8037 -4.0033 3 65.5058 29 45 30314 014 13 113
280789.8567277.5407 -6.8293 3 610.5099 77 45 30338 731 39 534
280915.3908 6.9501 -2.6322 3 63.0473 27 45 30313 212 12 211
280967.4765129.5342 -5.0145 3 171.0180 33 45 30316 710 17 611
280967.6928129.5340 -5.0145 3 171.0180 33 45 30316 7 9 17 612
281346.3655435.4095 -8.2754 3 1172.7853113 45 30356 453 57 256

281358.1248435.3769 -7.9220 3 1172.7850113 45 30356 453 57 156
281573.2742 63.7352 -4.3886 3 148.4979 41 45 30320 219 20 120
281670.2389270.8381 -6.5006 3 1170.5106 97 45 303481434 491337
281670.2389270.8381 -6.5006 3 1170.5106 97 45 303481435 491336
282064.5177 88.5028 -7.2218 3 25.9139 15 45 303 7 3 5 8 0 8
282280.8151 6.8985 -3.9346 3 297.0516 27 45 3031312 1 1212 0
282280.8151 6.8985 -3.9346 3 297.0516 27 45 3031312 2 1212 1
282291.6245 6.8990 -3.5713 3 258.6294 27 45 3031311 2 1211 1
282291.6245 6.8990 -3.5713 3 258.6294 27 45 3031311 3 1211 2
282305.8810 6.8996 -3.3406 3 223.5487 27 45 3031310 3 1210 2
282305.8810 6.8996 -3.3406 3 223.5487 27 45 3031310 4 1210 3
282325.2302 6.9004 -3.1688 3 191.8096 27 45 30313 9 4 12 9 3
282325.2302 6.9004 -3.1688 3 191.8096 27 45 30313 9 5 12 9 4
282352.4388 6.9017 -3.0328 3 163.4124 27 45 30313 8 5 12 8 4
282352.4388 6.9017 -3.0328 3 163.4124 27 45 30313 8 6 12 8 5
282392.4617 6.9038 -2.9225 3 138.3575 27 45 30313 7 6 12 7 5
282392.4617 6.9038 -2.9225 3 138.3575 27 45 30313 7 7 12 7 6
282454.9314 6.9074 -2.8324 3 116.6458 27 45 30313 6 8 12 6 7
282454.9365 6.9074 -2.8324 3 116.6458 27 45 30313 6 7 12 6 6
282560.5787 6.9145 -2.7594 3 98.2793 27 45 30313 5 9 12 5 8
282561.0637 6.9146 -2.7594 3 98.2793 27 45 30313 5 8 12 5 7
282750.7429 6.9293 -2.7012 3 83.2623 27 45 30313 410 12 4 9
282777.3903 6.9347 -2.7011 3 83.2634 27 45 30313 4 9 12 4 8
282886.3567 6.9273 -2.6571 3 71.5924 27 45 30313 311 12 310
283233.8580383.5846 -8.6894 3 1669.3116129 45 303641055 65 858
283273.3290 79.3965 -7.6988 3 12.8293 9 45 303 4 3 1 5 1 4

283610.8581 7.0930 -2.6550 3 71.6334 27 45 30313 310 12 3 9
283630.3831 79.5040 -7.4238 3 16.4399 11 45 303 5 3 3 6 1 6
283707.3224138.3133 -4.8862 3 318.2161 59 45 30329 227 29 228
284294.4712172.7833 -6.3946 3 199.8360 43 45 30321 516 22 319
284474.0529274.6395 -6.7383 3 561.4626 75 45 30337 632 38 335
284615.6487169.8032 -5.1422 3 361.3342 51 45 30325 917 26 818
284615.6686169.8032 -5.1422 3 361.3342 51 45 30325 916 26 819
284625.3267179.0254 -6.1524 3 1061.1305103 45 30351 844 50 941
284713.1347311.2805 -7.3381 3 1616.5091115 45 303571641 581544
284713.1347311.2805 -7.3381 3 1616.5091115 45 303571642 581543
284764.5723441.5858 -7.1747 3 1053.9574107 45 30353 350 52 547
284845.4724475.9350 -7.9415 3 1258.2280113 45 30356 849 57 552
285125.0251355.6373 -7.3669 3 718.9544 89 45 30344 242 45 145
285130.5824355.6247 -7.7217 3 718.9543 89 45 30344 242 45 045
285258.0183 61.7006 -4.8447 3 148.3750 41 45 30320 219 20 020
285504.2111180.6221 -6.1497 3 1061.1292103 45 30351 843 50 942
285593.0902106.4030 -4.7379 3 262.8168 53 45 30326 323 25 422
285989.2346 51.8870 -4.1751 3 157.8902 41 45 30320 318 20 219
286137.7567279.6271 -8.5496 3 2287.9901149 45 303741362 731459
286139.1619279.6311 -8.5496 3 2287.9901149 45 303741361 731460
286516.9776117.5476 -6.4916 3 93.2966 29 45 30314 411 15 214
286523.2885196.9710 -6.5191 3 410.6282 63 45 30331 626 32 429
286665.1357555.2994 -9.0625 3 1834.7111141 45 30370 466 71 369
286674.9477555.2652 -9.4147 3 1834.7108141 45 30370 466 71 269
286741.3183 87.6479 -4.2134 3 292.3719 55 45 30327 423 27 324
287018.2572429.7042 -8.6019 3 1622.5075127 45 303631053 64 856

287148.8443 83.8361 -5.0824 3 449.8097 69 45 30334 431 33 528
287218.7152135.5188 -5.4902 3 707.2850 85 45 30342 637 41 734
287454.2574134.3508 -4.4890 3 469.8154 71 45 30335 332 35 233 287541.8089
7.9965 -2.6132 3 63.7216 27 45 30313 211 12 210
287587.3569 39.5330 -6.3790 3 4.3405 9 45 303 4 2 2 3 0 3
287696.3966351.7405 -8.3391 3 2134.6284133 45 303661848 671751
287696.3966351.7405 -8.3391 3 2134.6284133 45 303661849 671750
287712.0640 7.0434 -2.5969 3 59.5248 27 45 30313 112 12 111
287887.5442454.9038 -7.9955 3 1213.2199115 45 30357 354 58 257
287896.5698454.8778 -8.3489 3 1213.2196115 45 30357 354 58 157
287996.6394210.1481 -5.5169 3 623.7655 69 45 303341124 351025
287996.6409210.1481 -5.5169 3 623.7655 69 45 303341123 351026
288634.1308434.4727 -9.5117 3 2102.7959145 45 303721162 73 965
288753.2532106.4770 -4.7138 3 649.7639 83 45 30341 437 41 338
288948.0198331.0903 -7.2050 3 1123.8751109 45 30354 549 53 746
289416.6950 74.0836 -4.5243 3 167.4298 43 45 30321 219 20 318
289439.5459 97.4063 -4.8663 3 194.3748 47 45 30323 122 23 123
289467.9090 30.3392 -4.4558 3 17.2887 15 45 303 7 2 6 6 1 5
289918.3932109.4055 -5.1014 3 98.2793 23 45 30311 6 6 12 5 7
289918.7829109.4052 -5.1014 3 98.2793 23 45 30311 6 5 12 5 8
289955.8321239.5626 -7.4719 3 1750.5412131 45 303651155 641252
289976.8612239.6143 -7.4718 3 1750.5412131 45 303651154 641253
290382.5727544.9741 -9.4039 3 1834.7111141 45 30370 566 71 369
290392.3847544.9403 -9.0516 3 1834.7108141 45 30370 566 71 269
290636.1795392.2136 -9.5001 3 2724.8689151 45 303752055 761958
290636.1795392.2136 -9.5001 3 2724.8689151 45 303752056 761957

290998.5802 16.2552 -3.9866 3 55.7991 27 45 30313 113 12 012
291103.0446 29.9849 -4.5730 3 12.2227 13 45 303 6 2 4 5 1 5
291211.5263250.5404 -6.0864 3 958.3150 87 45 303431331 441232
291211.5264250.5404 -6.0864 3 958.3150 87 45 303431330 441233
291262.3628 95.3798 -4.4321 3 194.3140 47 45 30323 122 23 023
291295.0043345.4773 -7.7041 3 718.9544 89 45 30344 342 45 145
291300.5616345.4650 -7.3493 3 718.9543 89 45 30344 342 45 045
292334.8954 53.6849 -4.1723 3 172.9200 43 45 30321 319 21 220
292809.6951331.7017 -6.0984 3 1083.6045107 45 30353 548 53 549
292831.4318443.9770 -8.3347 3 1213.2199115 45 30357 454 58 257
292840.4574443.9514 -7.9812 3 1213.2196115 45 30357 454 58 157
292842.1567240.5388 -6.8249 3 638.4975 79 45 30339 733 40 536
293235.2271111.0707 -6.1174 3 639.9827 83 45 30341 338 40 535
293421.5608 8.9759 -2.5596 3 65.5058 29 45 30314 114 13 113
293822.4525149.6011 -5.0130 3 249.2737 41 45 30320 813 21 714
293822.5015149.6010 -5.0130 3 249.2737 41 45 30320 812 21 715
293973.9606 87.6929 -4.1793 3 272.3432 53 45 30326 422 26 323
294049.3257326.3391 -7.2390 3 882.2247 93 45 30346 838 47 641
294109.6020124.5452 -4.3603 3 317.8691 59 45 30329 227 29 128
294260.1677 68.1421 -4.3770 3 163.1046 43 45 30321 220 21 121
294273.6160199.6038 -6.5510 3 1285.2197113 45 30356 948 551045
294317.1062290.9644 -6.8318 3 1364.9842105 45 303521537 531440
294317.1062290.9644 -6.8318 3 1364.9842105 45 303521538 531439
294333.6146672.4391 -8.4579 3 1685.6545135 45 30367 463 66 660
294494.9620109.2814 -5.2342 3 571.0240 77 45 30338 534 37 631
294562.5120200.1928 -6.5502 3 1285.2193113 45 30356 947 551046

294786.6327201.9151 -6.4273 3 306.3803 55 45 30327 523 28 226
295641.8619140.8570 -6.4599 3 127.8476 35 45 30317 414 18 117
295958.3273468.3910 -6.7937 3 1053.9574107 45 30353 450 52 547
295971.8425 9.2358 -2.5502 3 64.9896 29 45 30314 014 13 013
296021.1039300.0187 -9.1681 3 2612.2273159 45 303791466 781563
296021.5270300.0200 -9.1681 3 2612.2273159 45 303791465 781564
296247.6167207.9949 -6.5736 3 847.6797 95 45 30347 443 46 640
296317.8390 37.7019 -4.2493 3 104.8021 35 45 30317 116 16 215
296759.8182148.8854 -5.4604 3 707.2673 85 45 30342 636 41 735
296805.6381138.6098 -5.1737 3 543.9826 75 45 30337 532 36 631
297186.6734 66.2714 -4.8253 3 163.0069 43 45 30321 220 21 021
297319.7514362.5819 -7.4082 3 750.6609 91 45 30345 243 46 146
297323.9614362.5721 -7.7630 3 750.6608 91 45 30345 243 46 046
297347.2126331.4105 -7.7440 3 1843.7737123 45 303611744 621647
297347.2126331.4105 -7.7440 3 1843.7737123 45 303611745 621646
297366.7020189.8997 -5.2610 3 472.3790 59 45 303291020 30 921
297366.7061189.8997 -5.2610 3 472.3790 59 45 303291019 30 922
298110.2418222.1641 -6.4717 3 365.8727 59 45 30329 623 30 426
298235.9224569.9686 -8.7680 3 1893.6836141 45 30370 763 69 960
298306.2262123.2984 -6.5916 3 73.3129 25 45 30312 4 8 13 211
298538.0513475.2750 -9.3927 3 2049.9325143 45 303711160 72 963
298554.6129158.4055 -5.7926 3 892.0332 95 45 30347 741 46 838
298650.8537 89.3436 -5.5787 3 47.0119 13 45 303 6 5 2 7 4 3
298651.2421 89.3434 -5.5787 3 47.0118 13 45 303 6 5 1 7 4 4
298680.7237286.4463 -7.2709 3 916.3068 95 45 30347 840 48 643
299326.9795 55.9630 -4.1714 3 188.6495 45 45 30322 320 22 221

299328.1241156.7057 -6.3451 3 215.3163 45 45 30322 518 23 321
299367.6995561.7017 -9.1385 3 1885.2430143 45 30371 467 72 370
299375.2878561.6749 -9.4908 3 1885.2427143 45 30371 467 72 270
299466.2078449.4053 -7.9176 3 1483.8004125 45 30362 656 61 853
299730.6182259.9104 -8.0055 3 2035.4470141 45 303701259 691356
299737.1074259.9278 -8.0055 3 2035.4470141 45 303701258 691357
299929.1707197.4306 -5.1172 3 523.4033 75 45 30337 334 37 335
300323.1201371.8727 -8.8180 3 2394.6841141 45 303701951 711854
300323.1201371.8727 -8.8180 3 2394.6841141 45 303701952 711853
300347.8346461.5140 -8.0540 3 1254.3380117 45 30358 355 59 258
300354.7559461.4937 -8.4075 3 1254.3377117 45 30358 355 59 158
300480.8191410.4292 -7.0151 3 1015.2782105 45 30352 349 51 546
300691.0257230.2607 -5.7265 3 767.6007 77 45 303381227 391128
300691.0260230.2607 -5.7265 3 767.6007 77 45 303381226 391129
301143.9416 86.8031 -4.1472 3 253.0730 51 45 30325 421 25 322
301230.0387694.0435 -8.1003 3 1685.6545135 45 30367 563 66 660
301431.6193125.7161 -4.7435 3 680.5587 85 45 30342 438 42 339
301455.6843 79.4058 -7.7229 3 12.2227 9 45 303 4 3 2 5 1 5
301811.1157 88.7666 -7.4760 3 20.1814 13 45 303 6 3 4 7 0 7
302000.1551164.0077 -5.7823 3 892.0274 95 45 30347 740 46 839
302294.3575263.6476 -5.5305 3 778.5545 91 45 30345 441 45 442
302299.8587 7.5125 -2.5551 3 72.4176 29 45 30314 213 13 212
302307.6979354.0752 -7.7493 3 750.6609 91 45 30345 343 46 146
302311.9079354.0657 -7.3944 3 750.6608 91 45 30345 343 46 046
302379.3077553.1560 -9.4824 3 1885.2430143 45 30371 567 72 370
302386.8961553.1294 -9.1300 3 1885.2427143 45 30371 567 72 270

302452.9116415.6669 -6.8314 3 1483.7007125 45 30362 656 62 657
302879.7354129.4414 -4.9846 3 158.6902 31 45 30315 7 9 16 610
302879.8389129.4413 -4.9846 3 158.6902 31 45 30315 7 8 16 611
303450.7025 9.5961 -3.9135 3 75.2933 31 45 30315 015 14 114
303615.3845372.1126 -7.1962 3 857.5615 93 45 30346 740 47 443
303873.7248270.6622 -6.3768 3 1134.9409 95 45 303471433 481336
303873.7248270.6622 -6.3768 3 1134.9409 95 45 303471434 481335
303888.8930219.9778 -6.9989 3 1530.7934123 45 303611052 601149
303981.5847220.1875 -6.9986 3 1530.7933123 45 303611051 601150
303993.9453 7.4291 -3.9764 3 348.2307 29 45 3031413 1 1313 0
303993.9453 7.4291 -3.9764 3 348.2307 29 45 3031413 2 1313 1
304004.4272 7.4296 -3.6047 3 306.4675 29 45 3031412 2 1312 1
304004.4272 7.4296 -3.6047 3 306.4675 29 45 3031412 3 1312 2
304017.9283 7.4301 -3.3656 3 268.0456 29 45 3031411 3 1311 2
304017.9283 7.4301 -3.3656 3 268.0456 29 45 3031411 4 1311 3
304035.7349 7.4309 -3.1853 3 232.9654 29 45 3031410 4 1310 3
304035.7349 7.4309 -3.1853 3 232.9654 29 45 3031410 5 1310 4
304059.9033 7.4321 -3.0407 3 201.2270 29 45 30314 9 5 13 9 4
304059.9033 7.4321 -3.0407 3 201.2270 29 45 30314 9 6 13 9 5
304093.8902 7.4337 -2.9216 3 172.8307 29 45 30314 8 6 13 8 5
304093.8902 7.4337 -2.9216 3 172.8307 29 45 30314 8 7 13 8 6
304143.8888 7.4365 -2.8225 3 147.7771 29 45 30314 7 8 13 7 7
304143.8889 7.4365 -2.8225 3 147.7771 29 45 30314 7 7 13 7 6
304221.9435 7.4412 -2.7403 3 126.0675 29 45 30314 6 9 13 6 8
304221.9556 7.4412 -2.7403 3 126.0675 29 45 30314 6 8 13 6 7
304349.7075452.4308 -8.3965 3 1254.3380117 45 30358 455 59 258

304353.8505 7.4507 -2.6728 3 107.7045 29 45 30314 510 13 5 9 304354.8190 7.4510
-2.6728 3 107.7045 29 45 30314 5 9 13 5 8
304356.6288452.4108 -8.0429 3 1254.3377117 45 30358 455 59 158
304485.5670334.2517 -7.8437 3 1244.0483111 45 30355 947 56 750
304542.1501 84.3115 -5.0828 3 474.6894 71 45 30335 432 34 529
304586.3788 7.4700 -2.6186 3 92.6939 29 45 30314 411 13 410
304631.5131 7.4800 -2.6185 3 92.6958 29 45 30314 410 13 4 9
304697.9432 7.4600 -2.5774 3 81.0285 29 45 30314 312 13 311
305154.3658142.7623 -4.8695 3 339.4900 61 45 30330 228 30 229
305199.0887130.6677 -4.9094 3 402.1562 65 45 30332 428 31 527
305259.8608588.6383 -8.7579 3 2471.3174161 45 30380 872 80 873
305409.2127147.4231 -4.4983 3 495.8654 73 45 30336 333 36 234
305567.6167117.8452 -6.5153 3 82.5013 27 45 30313 410 14 213
305738.3536 7.7241 -2.5746 3 81.0936 29 45 30314 311 13 310
306347.8032502.2466 -7.7196 3 1946.2780143 45 30371 764 71 765
306537.5808611.2836 -8.7165 3 1685.6545131 45 30365 957 66 660
306634.0158169.6803 -5.0724 3 342.4720 49 45 30324 916 25 817
306634.0263169.6803 -5.0724 3 342.4720 49 45 30324 915 25 818
306777.0343373.6072 -7.7777 3 1203.8853109 45 30354 945 55 748
306960.5006311.0916 -7.1984 3 1574.4010113 45 303561640 571543
306960.5006311.0916 -7.1984 3 1574.4010113 45 303561641 571542
306965.3654 30.7611 -4.3704 3 22.4883 17 45 303 8 2 7 7 1 6
306969.7938 58.7330 -4.1722 3 205.0769 47 45 30323 321 23 222
307362.1600 72.6401 -4.3680 3 178.3970 45 45 30322 221 22 122
307867.2817 79.3449 -8.2044 3 9.1113 7 45 303 3 3 0 4 1 3
308054.2213100.6437 -4.8459 3 211.0376 49 45 30324 123 24 124

308066.9775 85.2304 -4.1176 3 234.5641 49 45 30324 420 24 321
308540.1575179.7795 -6.1508 3 1098.2709105 45 30352 845 51 942
308790.0887197.9629 -6.4526 3 387.3318 61 45 30330 625 31 428 308896.5115
16.4580 -3.9114 3 64.9896 29 45 30314 114 13 013
309224.6186887.2792 -9.5436 3 2405.5896161 45 30380 675 79 772
309357.4525369.6698 -7.4524 3 783.0510 93 45 30346 244 47 147
309358.5417 7.5109 -2.5222 3 69.1218 29 45 30314 113 13 112
309360.6394369.6623 -7.8073 3 783.0509 93 45 30346 244 47 047
309484.9565 98.9845 -4.4161 3 210.9899 49 45 30324 123 24 024
309544.7418280.2701 -8.5869 3 2341.8365151 45 303751363 741460
309546.7215280.2759 -8.5869 3 2341.8365151 45 303751362 741461
309594.4507112.0644 -6.1134 3 670.2317 85 45 30342 339 41 536
309676.3334 70.9678 -4.8097 3 178.3198 45 45 30322 221 22 022
309724.2751181.9660 -6.1474 3 1098.2691105 45 30352 844 51 943
309902.3150 39.4409 -6.0546 3 7.2293 11 45 303 5 2 3 4 0 4
309979.4994351.5410 -8.1845 3 2085.9816131 45 303651847 661750
309979.4994351.5410 -8.1845 3 2085.9816131 45 303651848 661749
310096.5541210.0021 -5.4236 3 598.3669 67 45 303331123 341024
310096.5549210.0021 -5.4236 3 598.3669 67 45 303331122 341025
310165.4698 8.6644 -2.5345 3 73.3129 29 45 30314 212 13 211
310465.4826383.4453 -8.5356 3 1621.7199127 45 303631054 64 857
310712.4082135.2703 -5.4762 3 737.8987 87 45 30343 638 42 735
310901.7656 62.4232 -4.8746 3 788.6380 91 45 30345 540 45 441
311670.3450 56.5073 -4.9315 3 822.7471 93 45 30346 541 46 442
311752.9585109.3355 -5.1288 3 89.5807 21 45 30310 6 5 11 5 6
311753.1190109.3354 -5.1288 3 89.5807 21 45 30310 6 4 11 5 7

311873.9286270.9656 -6.7211 3 581.8110 75 45 30337 730 38 533
311934.0783568.3057 -9.2177 3 1936.4582145 45 30372 468 73 371
311939.9419568.2847 -9.5702 3 1936.4580145 45 30372 468 73 271
311985.7838 73.0377 -4.8167 3 755.2413 89 45 30344 539 44 440
312658.8013468.3112 -8.1157 3 1296.1395119 45 30359 356 60 259
312664.1043468.2954 -8.4693 3 1296.1393119 45 30359 356 60 159
312948.9112392.0051 -9.3311 3 2669.6831149 45 303742054 751957
312948.9112392.0051 -9.3311 3 2669.6831149 45 303742055 751956
313161.7413170.0995 -6.3543 3 183.6175 41 45 30320 515 21 318
313374.7018250.3762 -5.9745 3 926.3791 85 45 303421330 431231
313374.7019250.3762 -5.9745 3 926.3791 85 45 303421329 431232
313377.4675362.5807 -7.7967 3 783.0510 93 45 30346 344 47 147
313380.6544362.5733 -7.4418 3 783.0509 93 45 30346 344 47 047
313547.1068240.2972 -7.4951 3 1797.8511133 45 303661156 651253
313576.2943240.3697 -7.4950 3 1797.8511133 45 303661155 651254
313621.4446130.9728 -4.3549 3 339.2075 61 45 30330 228 30 129
314100.5018441.7412 -6.6250 3 1015.2782105 45 30352 449 51 546
314100.8788377.4220 -6.8655 3 977.3412103 45 30351 348 50 545
314138.9833 9.7066 -2.4912 3 75.2933 31 45 30315 115 14 114
314368.7795561.2524 -9.5636 3 1936.4582145 45 30372 568 73 371
314374.6431561.2315 -9.2111 3 1936.4580145 45 30372 568 73 271
314399.7776 58.9965 -4.9870 3 857.5615 95 45 30347 542 47 443
314588.1527 83.2336 -4.0908 3 216.8181 47 45 30323 419 23 320
314786.1460 85.0913 -4.7579 3 722.5641 87 45 30343 538 43 439
315261.8225 61.9859 -4.1748 3 222.2007 49 45 30324 322 24 223
315535.5693 49.5024 -4.3913 3 8.8555 7 45 303 3 3 1 2 2 0

315557.8403 49.4979 -4.3913 3 8.8547 7 45 303 3 3 0 2 2 1
315775.0500149.4967 -4.9646 3 234.0428 39 45 30319 812 20 713
315775.0746149.4967 -4.9646 3 234.0428 39 45 30319 811 20 714
315890.0977460.7868 -8.4607 3 1296.1395119 45 30359 456 60 259
315895.4008460.7712 -8.1071 3 1296.1393119 45 30359 456 60 159
315904.7176145.2519 -4.7729 3 712.0267 87 45 30343 439 43 340
316310.7345107.7929 -5.2224 3 598.7563 79 45 30339 535 38 632
316375.3715 10.0582 -2.4836 3 74.8622 31 45 30315 015 14 014
316530.3807290.7856 -6.7033 3 1326.5101103 45 303511536 521439
316530.3807290.7856 -6.7033 3 1326.5101103 45 303511537 521438
316654.9086241.5056 -6.7346 3 609.3073 77 45 30338 732 39 535
316698.4710433.5512 -9.3424 3 2049.3223143 45 303711161 72 964
317024.5494282.4087 -6.6735 3 533.4078 73 45 30336 631 37 334
317654.9942 30.3942 -4.4956 3 16.4399 15 45 303 7 2 5 6 1 6

References

- [1] L. E. Snyder et al. “Microwave detection of interstellar formaldehyde”. In: *Physical Review Letters* 22.13 (1969).
- [2] B. A. McGuire. “2018 Census of interstellar, circumstellar, extragalactic, protoplanetary disk, and exoplanetary molecules”. In: *The Astrophysical Journal Supplement Series* 239.17 (2018).
- [3] M. Ohishi. “Search for complex organic molecules in space”. In: *Journal of Physics: Conference Series* 728 (2016).
- [4] R. T. Garrod, S. L. Widicus Weaver, and E. Herbst. “Complex chemistry in star-forming regions: An expanded gas-grain warm-up chemical model”. In: *The Astrophysical Journal* 682.1 (2008).
- [5] E. Herbst and E. F. Van Dishoeck. “Complex organic interstellar molecules”. In: *Annual Review of Astronomy and Astrophysics* 47 (2009), pp. 427–480.
- [6] S. Charnley. “Interstellar Organic Chemistry”. In: *The bridge between the big bang and biology: Stars, planetary systems, atmospheres, volcanoes: Their link to life*. Ed. by F. Giovannelli. Consiglio Nazionale delle Ricerche, 2001.
- [7] P. Redondo, A. Largo, and C. Barrientos. “Is the reaction between formic acid and protonated aminomethanol a possible source of glycine precursors in the interstellar medium?” In: *Astronomy and Astrophysics* 579 (2015).

- [8] Y. J. Kuan et al. “Interstellar Glycine”. In: *The Astrophysical Journal* 593 (2003), pp. 848–867.
- [9] B. Zuckerman, J. A. Ball, and C. A. Gottlieb. “Microwave detection of interstellar formic acid”. In: *The Astrophysical Journal* 163 (1971), pp. L41–L45.
- [10] B. M. Hays. “Rotational spectroscopy of O(1D) insertion products”. PhD thesis. Emory University, 2015.
- [11] M. N. McCabe. “Understanding interstellar chemistry: A look at methanol branching ratios and the search for aminomethanol”. MA thesis. Emory University, 2016.
- [12] H. W. Kim and D. Zeroka. “Internal-rotation and inversion potential energy surfaces for methylamine and methyphosphine”. In: *International Journal of Quantum Chemistry* 108 (2008), pp. 974–982.
- [13] Y. G. Smeyers, M. Villa, and M. L. Senent. “Ab initio determination of the torsional and wagging FIR spectrum of methylamine”. In: *Journal of Molecular Spectroscopy* 177.1 (1996), pp. 66–73.
- [14] N. Fourikis, K. Takagi, and M. Morimoto. “Detection of Interstellar Methylamine by its $2_{20} \longrightarrow 1_{10} A_a$ State Transition”. In: *The Astrophysical Journal* 191 (1974), p. L139.
- [15] N. Kaifu et al. “Detection of interstellar methylamine”. In: *The Astrophysical Journal* 191 (1974), pp. L135–L137.
- [16] D. P. Glavin, J. P. Dworkin, and S. A. Sandford. “Detection of cometary amines in samples returned by Stardust”. In: *Meteoritics & Planetary Science* 43 (2008), pp. 399–413.
- [17] S. Muller et al. “Molecules at $z=0.89$ -A 4-mm-rest-frame absorption-line survey toward PKS 1830-211”. In: *Astronomy & Astrophysics* 535 (2011).

- [18] P. D. Holtom et al. “A combined experimental and theoretical study on the formation of the amino acid glycine ($\text{NH}_2\text{CH}_2\text{COOH}$) and its isomer (CH_3NHCOOH) in extraterrestrial ices”. In: *The Astrophysical Journal* 626.2 (2005), pp. 940–952.
- [19] J. B. Bossa et al. “Methylammonium methylcarbamate thermal formation in interstellar ice analogs: a glycine salt precursor in protostellar environments”. In: *Astronomy & Astrophysics* 506.2 (2009), pp. 601–608.
- [20] C. W. Lee et al. “Formation of glycine on ultraviolet-irradiated interstellar ice-analog films and implications for interstellar amino acids”. In: *The Astrophysical Journal* 697.1 (2009), pp. 428–435.
- [21] W. D. Hersberger and J. Turkevich. “Absorption of methyl alcohol and methylamine for 1.25-cm waves”. In: *Physical Review* 71.8 (1947), p. 554.
- [22] K. Shimoda, T. Nishikawa, and T. Itoh. “Microwave spectrum of methylamine”. In: *Journal of the Physical Society of Japan* 9.6 (1954), pp. 974–991.
- [23] K. Shimoda, T. Nishikawa, and T. Itoh. “Microwave investigation of hindered rotation and inversion of methylamine”. In: *The Journal of Chemical Physics* 22.8 (1954), pp. 1456–1456.
- [24] D. R. Lide Jr. “Effects of internal motion in the microwave spectrum of methylamine”. In: *The Journal of Chemical Physics* 22.9 (1954), pp. 1613–1614.
- [25] T. Itoh. “Molecular structure of methylamine”. In: *Journal of the Physical Society of Japan* 11.3 (1956), pp. 264–271.
- [26] D. R. Lide Jr. “Structure of the methylamine molecule. I. Microwave spectrum of CD_3ND_2 ”. In: *The Journal of Chemical Physics* 27.2 (1957), pp. 343–352.

- [27] D. Kivelson and D. R. Lide Jr. “Structure of the Methylamine Molecule. II. Theory of Internal Motions and Application to CD₃ND₂”. In: *The Journal of Chemical Physics* 27.2 (1957), pp. 353–360.
- [28] T. Nishikawa. “Microwave studies of the internal motion and the structure of methyl amine”. In: *Journal of the Physical Society of Japan* 12.6 (1957), pp. 668–680.
- [29] K. Takagi and T. Kojima. “Microwave spectrum of methylamine”. In: *Journal of the Physical Society of Japan* 30.4 (1971), pp. 1145–1157.
- [30] M. Kreglewski. “Vibration-inversion-internal rotation-rotation Hamiltonian for methylamine”. In: *Journal of Molecular Spectroscopy* 72.1 (1978), pp. 1–19.
- [31] N. Ohashi and J. T. Hougen. “The torsional-wagging tunneling problem and the torsional-wagging-rotational problem in methylamine”. In: *Journal of Molecular Spectroscopy* 121 (1987), pp. 474–501.
- [32] N. Ohashi et al. “Microwave spectrum of methyl amine: Assignment and analysis of the first torsional state”. In: *Journal of Molecular Spectroscopy* 137.1 (1989), pp. 33–46.
- [33] M. Kreglewski et al. “The quadrupole coupling tensor of methyl amine”. In: *Chemical Physics Letters* 196.1 (1992), pp. 155–158.
- [34] V.V. Ilyushin et al. “The rotational spectrum of the ground state of methylamine”. In: *Journal of Molecular Spectroscopy* 229.2 (2005), pp. 170–187.
- [35] V. Ilyushin and F. J. Lovas. “Microwave spectra of molecules of astrophysical interest. XXV. Methylamine”. In: *Journal of Physical and Chemical Reference Data* 36.3 (2007), pp. 1141–1276.
- [36] R. A. Motiyenko et al. “Rotational spectroscopy of methylamine up to 2.6 THz”. In: *Astronomy & Astrophysics* 563 (2014).

- [37] D. P. Taylor and E. R. Bernstein. “On the low lying excited states of methylamine”. In: *The Journal of Chemical Physics* 103.24 (1995), pp. 10453–10464.
- [38] M. B. Dawadi. “Spectroscopy and dynamics of small molecules with large amplitude motion”. PhD thesis. University of Akron, 2014.
- [39] Z. D. Sun, R. M. Lees, and L. H. Xu. “Lamb-dip measurements of ammonia calibration lines in methylamine using a dual-mode CO₂-laser-microwave-sideband spectrometer”. In: *Journal of Molecular Spectroscopy* 249.1 (2008), pp. 68–70.
- [40] Z. D. Sun et al. “Lamb-dip spectroscopy of the C-N stretching band of methylamine by using frequency-tunable microwave sidebands of CO₂ laser lines”. In: *Scientific Reports* 6 (2016).
- [41] Y. G. Smeyers and M. Villa. “Influence of the vibrational zero-point energy correction on the amine inversion barrier and the far-infrared spectrum of methylamine”. In: *Chemical Physics Letters* 324.4 (2000), pp. 273–278.
- [42] M. Kreglewski and F. Winther. “High-resolution infrared spectrum of methylamine: Assignment and analysis of the wagging state”. In: *Journal of Molecular Spectroscopy* 156.2 (1992), pp. 261–291.
- [43] N. Ohashi et al. “Fourier transform spectrum in the second torsional band region of methylamine”. In: *Journal of Molecular Spectroscopy* 152.2 (1992), pp. 298–306.
- [44] M. B. Dawadi et al. “Novel patterns of torsion-inversion-rotation energy levels in the ν_{11} asymmetric CH-stretch spectrum of methylamine”. In: *The Journal of Chemical Physics* 138.10 (2013).
- [45] I. Gulaczyk and M. Kreglewski. “The effective Hamiltonian for the coupling between inversion—torsion states in methylamine”. In: *Journal of Molecular Spectroscopy* 256.1 (2009), pp. 86–90.

- [46] I. Gulaczyk, M. Kreglewski, and V. Horneman. “Second torsional state of methylamine from high resolution IR spectra”. In: *Journal of Quantitative Spectroscopy and Radiative Transfer* 217 (2018), pp. 321–328.
- [47] M. L. Senent. “The large amplitude motions of methylamine from the perspective of the highly correlated ab initio methods”. In: *Journal of Molecular Spectroscopy* 343 (2018), pp. 28–33.
- [48] I. Gulaczyk, M. Kreglewski, and V. Horneman. “Accurate rovibrational energies for the first excited torsional state of methylamine”. In: *Journal of Molecular Spectroscopy* 342 (2017), pp. 25–30.
- [49] L. Sztzraka. “Flexible geometry of methyl amine”. In: *Vibrational Spectroscopy* 22.1 (2000), pp. 127–141.
- [50] L. Sztzraka, S. Alanko, and M. Koivusaari. “Irregularity in the high resolution wagging band of methylamine”. In: *Journal of Molecular Spectroscopy* 410-411 (1997), pp. 391–395.
- [51] Z. D. Sun, R. M. Lees, and L. H. Xu. “Precision Lamb-dip infrared spectra of the C—N stretching band of CH₃NH₂ with a CO₂-laser/microwave-sideband spectrometer”. In: *The Journal of Chemical Physics* 132.19 (2010).
- [52] I. Gulaczyk et al. “Reinvestigation of the wagging band of methylamine”. In: *Molecular Physics* 108.18 (2010), pp. 2389–2394.
- [53] I. S. Irgibaeva. “Determination of the parameters of multidimension vibration Hamiltonian of CH₃NH₂ from quantum chemical data”. In: *International Journal of Quantum Chemistry* 96.3 (2004), pp. 210–218.
- [54] N. Ohashi et al. “Far-infrared spectrum and ground state constants of methylamine”. In: *Journal of Molecular Spectroscopy* 126.2 (1987), pp. 443–459.

- [55] I. Gulaczyk. “Gas-phase high-resolution molecular spectroscopy for LAV molecules”. In: *Physical Sciences Reviews* 2.11 (2017).
- [56] M. B. Dawadi, R. S. Bhatta, and D. S. Perry. “Torsion—inversion tunneling patterns in the CH-stretch vibrationally excited states of the G12 family of molecules including methylamine”. In: *The Journal of Physical Chemistry A* 117.50 (2013), pp. 13356–13367.
- [57] R. Marom et al. “Nonstatistical energy flow in the first N—H stretch overtone region of methylamine”. In: *Chemical Physics Letters* 440.4 (2007), pp. 194–198.
- [58] R. Marom et al. “Vibrational overtone spectra of N—H stretches and intramolecular dynamics on the ground and electronically excited states of methylamine”. In: *The Journal of Chemical Physics* 128.15 (2008).
- [59] R. M. Lees, Z. D. Sun, and B. E. Billinghurst. “High-resolution spectroscopy of the C—N stretching band of methylamine”. In: *The Journal of Chemical Physics* 135.10 (2011).
- [60] M. Oda and N. Ohashi. “Far-infrared spectrum of methy amine: Assignment of the second torsional state”. In: *Journal of Molecular Spectroscopy* 138.1 (1989), pp. 246–250.
- [61] *VDI user guide*. Virginia Diodes Inc. 2014.
- [62] H. M. Pickett et al. “Submillimeter, millimeter, and microwave spectral line catalog”. In: *Journal of Quantitative Spectroscopy & Radiative Transfer* 60 (1998), pp. 883–890.
- [63] H. S. P. Muller et al. “The Cologne database for molecular spectroscopy, CDMS”. In: *Astronomy & Astrophysics* 370.3 (2001), pp. L49–L52.

- [64] H. S. P. Muller et al. “The Cologne database for molecular spectroscopy, CDMS: A useful tool for astronomers and spectroscopists”. In: *Journal of Molecular Structure* 742 (2005), pp. 215–227.
- [65] V. Ilyushin. “Millimeter wave spectrum of nitromethane”. In: *Journal of Molecular Spectroscopy* 345 (2018), pp. 64–69.
- [66] L. Kolesnikova et al. “Rotational spectrum of methoxyamine up to 480 GHz: A laboratory study and astronomical search”. In: *Astronomy & Astrophysics* 609 (2018).
- [67] H. M. Pickett. “The fitting and prediction of vibration-rotation spectra with spin interactions”. In: *Journal of Molecular Spectroscopy* 148.2 (1991), pp. 371–377.
- [68] D. Coffey, C. O. Britt, and J. E. Boggs. “Microwave spectrum, internal rotation, dipole moment, quadrupole coupling, and structure of nitrosomethane”. In: *The Journal of Chemical Physics* 49.2 (1968), pp. 591–600.
- [69] Walter Gordy and Robert Lee Cook. *Microwave molecular spectra*. Wiley, 1984.
- [70] J. G. K. Watson. “Vibrational Spectra and Structure”. In: *Vibrational Spectra and Structure*. Ed. by J. R. Durig. Vol. 6. 1. Amsterdam: Elsevier, 1977.
- [71] P. Groner. “Effective rotational Hamiltonian for molecules with internal rotors: Principles, theory, application and experiences”. In: *Journal of Molecular Spectroscopy* 278 (2012), pp. 52–67.